

5th Congress of the European Academy of Neurology

Oslo, Norway, June 29 - July 2, 2019

Teaching Course 3

**EAN/PNS: Novel approach in the treatment of neuropathy
(Level3)**

**Inherited neuropathies: Emerging
genetic therapies**

Mary M. Reilly
London, United Kingdom

Email: M.Reilly@ion.ucl.ac.uk

INHERITED NEUROPATHIES: EMERGING GENETIC THERAPIES

Mary M Reilly
MRC centre for Neuromuscular Diseases,
Institute of Neurology,
Queen Square, London, UK.



1

DISCLOSURES

IONIS TTR trial

Consultancy

Alnylam

Inflectis

Accelaron

Akcea

Myotherix

2

INHERITED NEUROPATHIES

1. Introduction
2. Barriers to therapy development
3. Classification of therapies
4. Emerging therapies


3

INHERITED NEUROPATHIES

- 1. Introduction**
2. Barriers to therapy development
3. Classification of therapies
4. Emerging therapies

4

INHERITED NEUROPATHIES



Charcot Marie Tooth disease



5

INHERITED NEUROPATHIES

1. Sole / primary e.g. CMT
2. Part of multisystem disorder

6

INHERITED NEUROPATHIES

1. Sole / primary e.g. CMT
2. Part of multisystem disorder

7

CMT / RELATED DISORDERS

1. Charcot-Marie-Tooth disease (CMT)
2. Hereditary Neuropathy with liability to pressure palsies (HNPP)
3. Hereditary sensory neuropathies (HSN / HSAN)
4. Distal hereditary motor neuropathies (HMN)

8

CMT / HMN

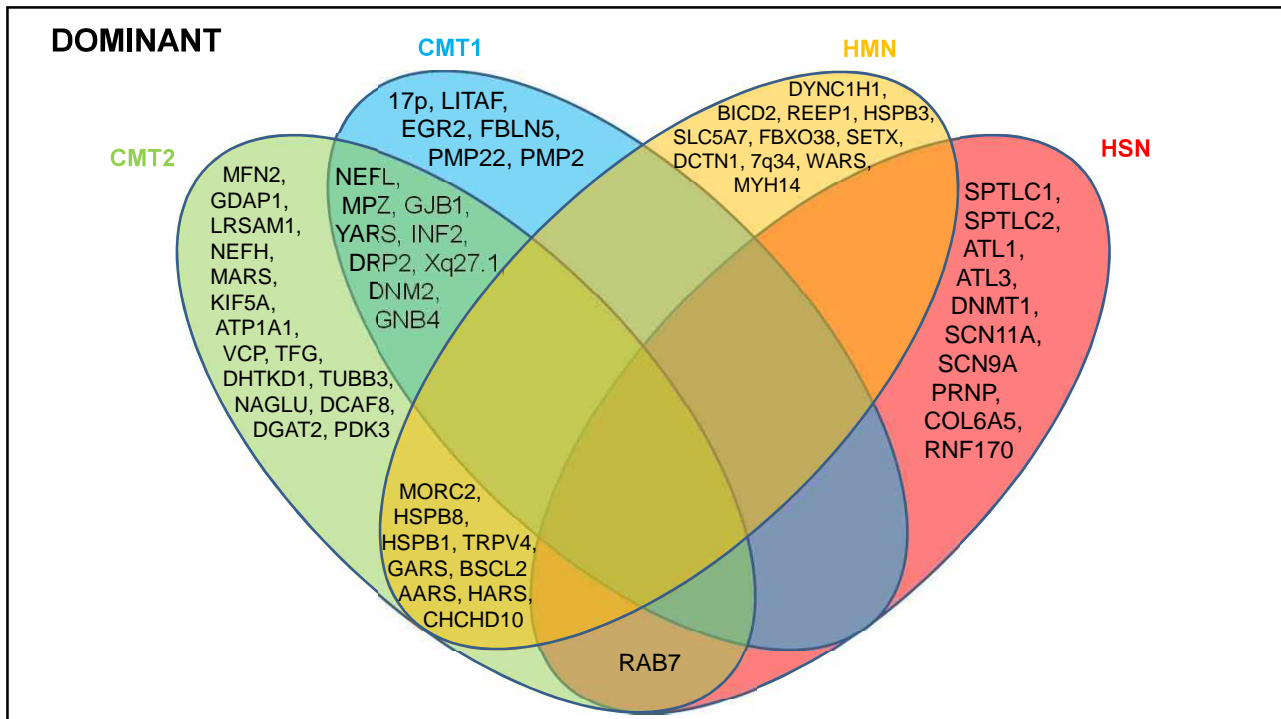


9

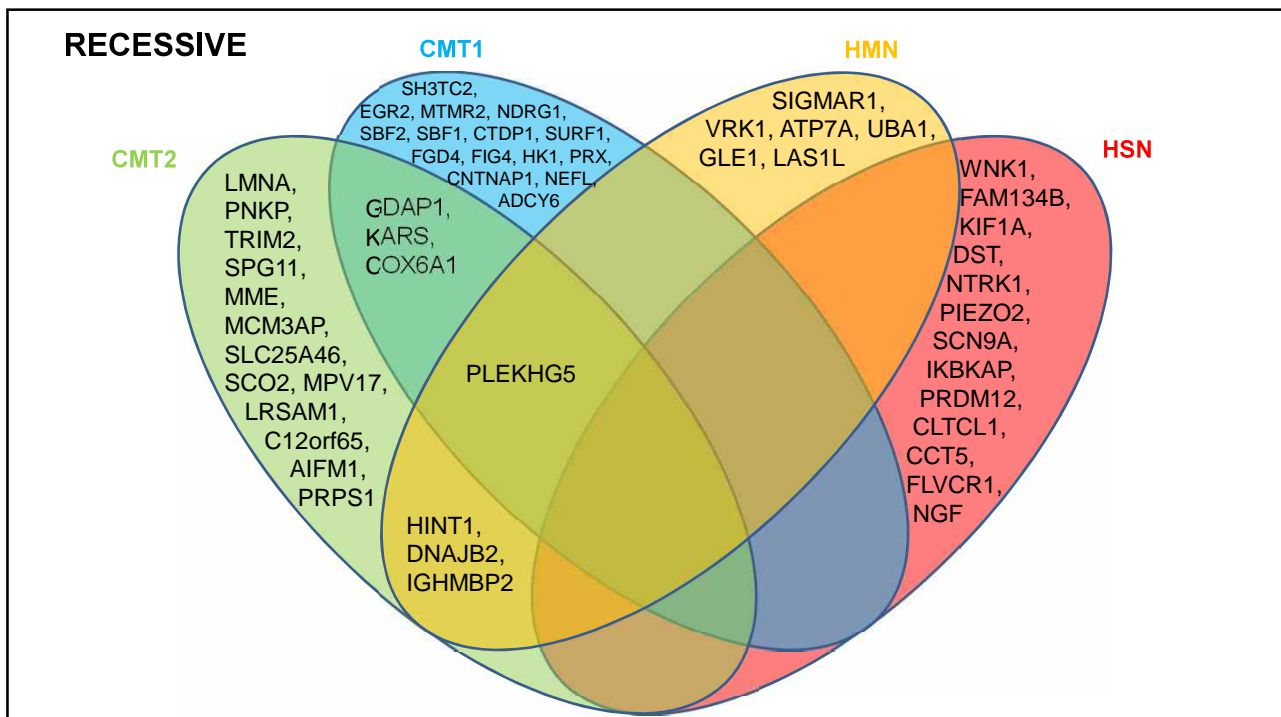
HSN



10



11

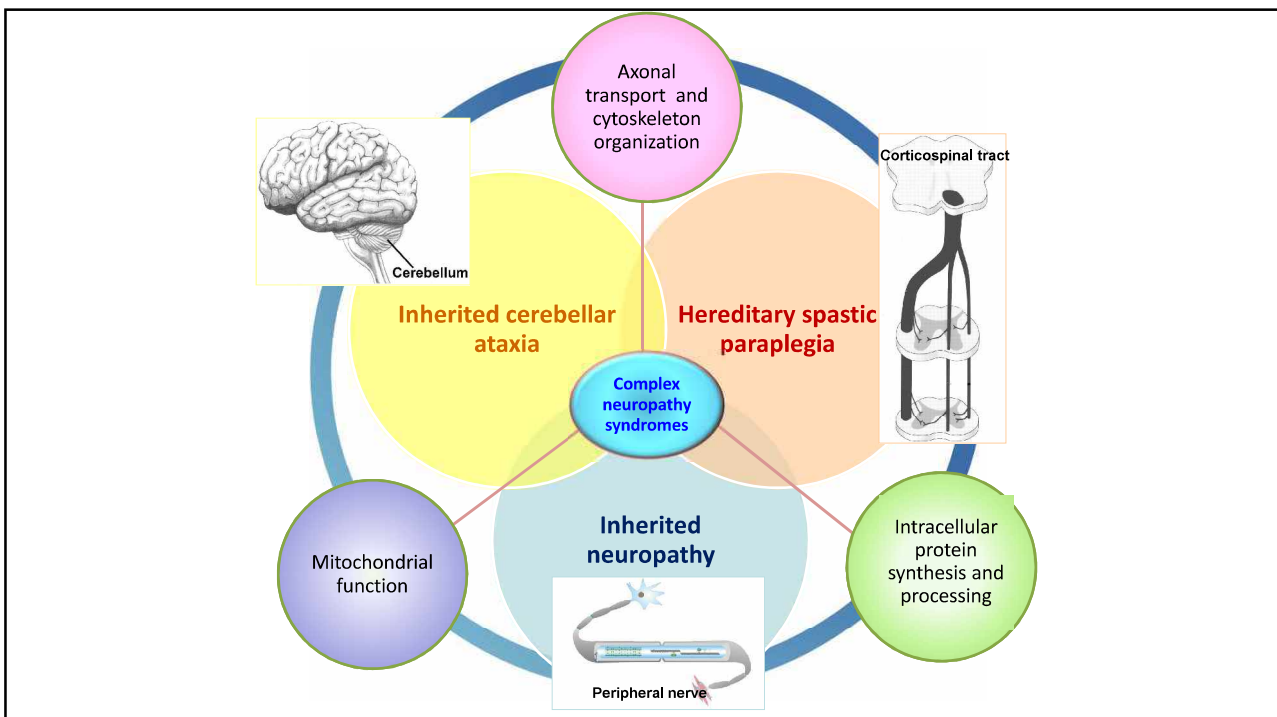


12

INHERITED NEUROPATHIES

1. Sole / primary e.g. CMT
2. Part of multisystem disorder

13

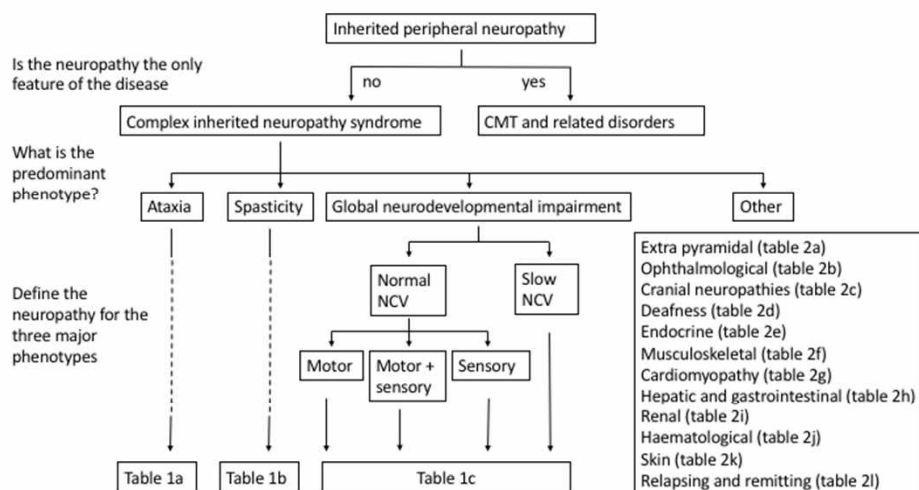


14

Peripheral neuropathy in complex inherited diseases: *J Neurol Neurosurg Psychiatry* 2017;0:1–18. an approach to diagnosis

Alexander M Rossor,¹ Aisling S Carr,¹ Helen Devine,¹ Hoskote Chandrashekar,²
Ana Lara Pelayo-Negro,¹ Davide Pareyson,³ Michael E Shy,⁴ Steven S Scherer,⁵
Mary M Reilly¹

155 (190) complex neuropathies



15

INHERITED NEUROPATHIES

Considerations when developing therapies

16

1886



1991

(Chromosome 17 duplication / PMP22)

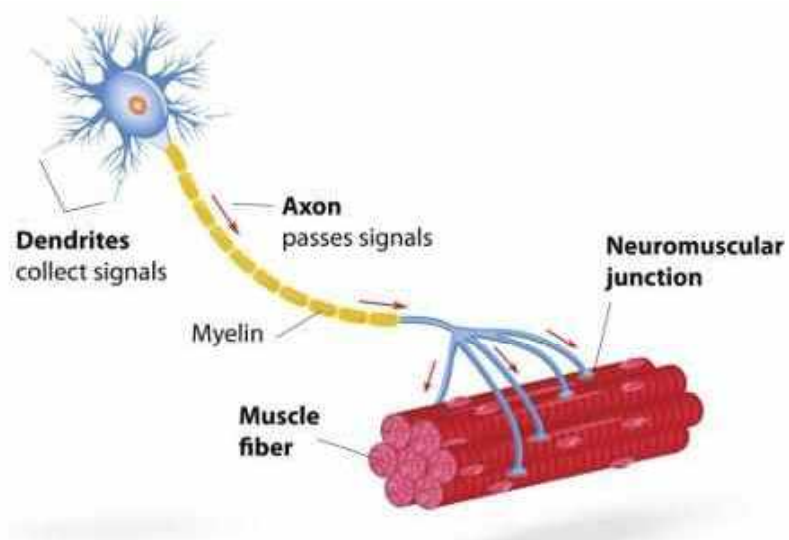
(Lupski et al: Cell; 1991, Raeymaekers et al: Neuro Dis; 1991)

2019

(> 100 causative genes)

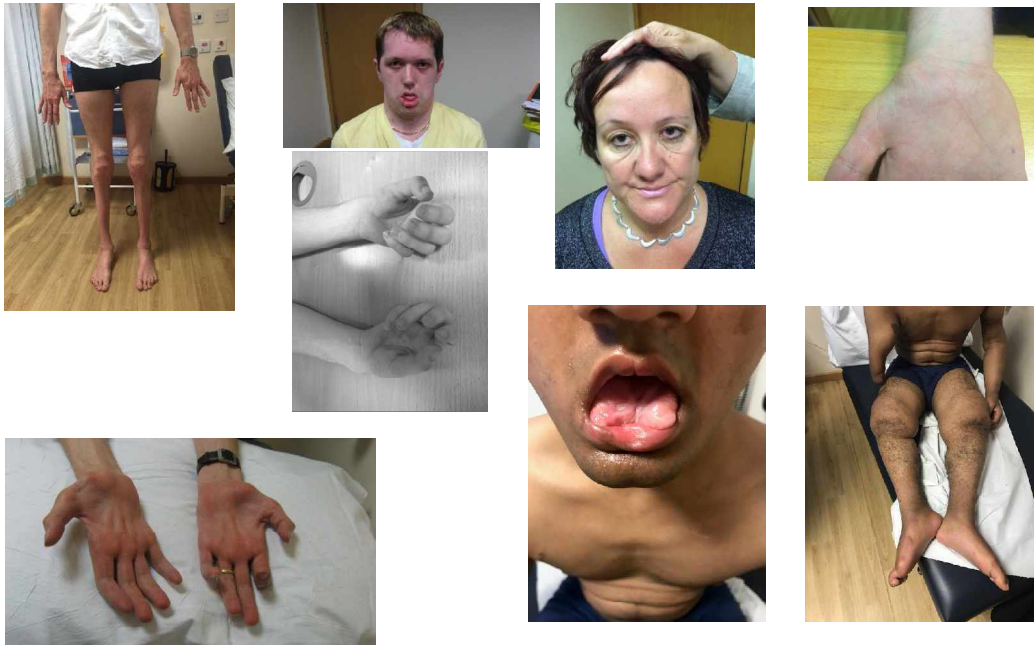
17

PARTICULAR CHALLENGES



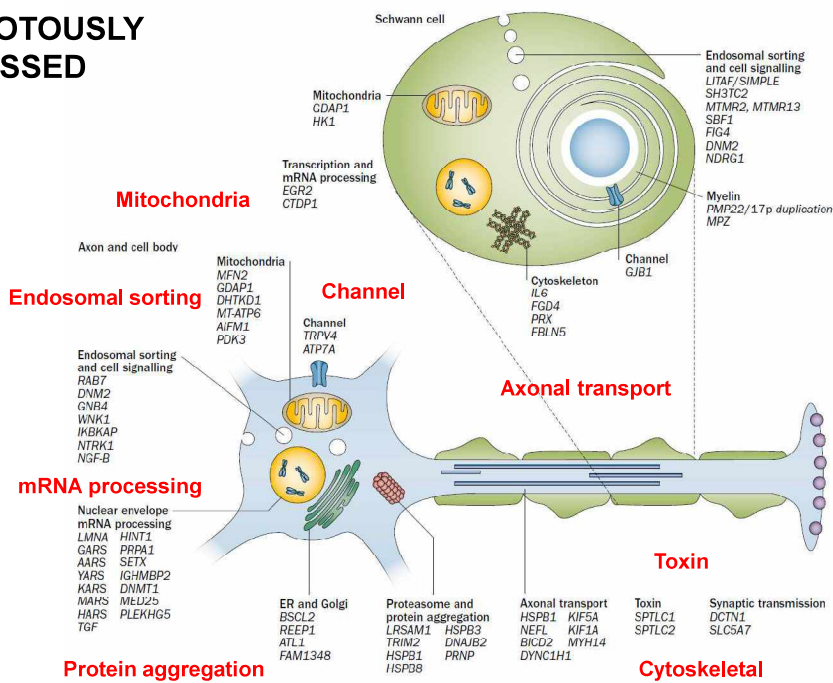
18

HUMAN DISEASE: PHENOTYPE VARIATIONS



19

UBIQUITOUSLY EXPRESSED



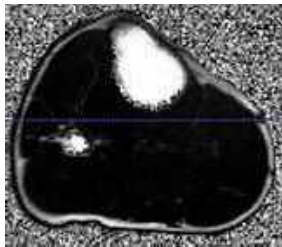
20



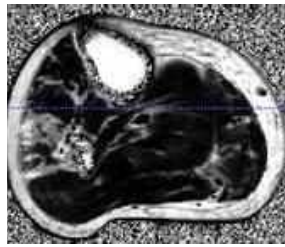
NEED TO TREAT EARLY



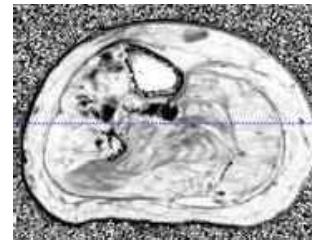
19y man CMT1A



37y man CMT1A



53y woman CMT1A



MRI biomarker assessment of neuromuscular disease progression: a prospective observational cohort study

Jasper M. Morrow, Christopher D.J. Sinclair, Anne Fischmann, Pedro M. Machado, Mary M. Reilly, Tarek A. Youssry, John S. Thornton, Michael G. Hanna*

Lancet Neurol 2016; 15: 65-77

Validation of MRC Centre MRI calf muscle fat fraction protocol as an outcome measure in CMT1A

Jasper M. Morrow, PhD, Matthew R.B. Evans, MBBS, Tiffany Grider, MS, Christopher D.J. Sinclair, PhD, Daniel Thedens, PhD, Sachit Shah, MD, Tarek A. Youssry, Dr Med Habil, Michael G. Hanna, MD, Peggy Nopoulos, MD, John S. Thornton, PhD, Michael E. Shy, MD, and Mary M. Reilly, MD

Neurology® 2018;00:1-5.

21

WHOLE BODY / WHOLE LIFESPAN



22

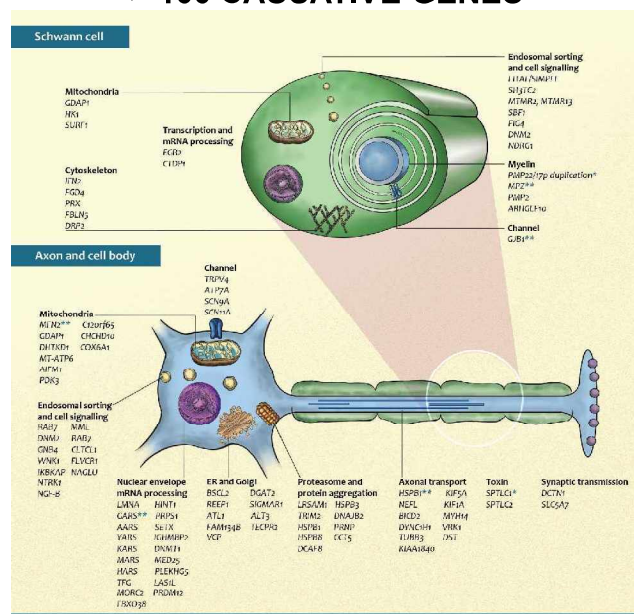
INHERITED NEUROPATHIES

1. Sole / primary e.g. CMT
2. Part of multisystem disorder

23

> 100 CAUSATIVE GENES

Missense
Nonsense
Deletions
Duplications
Promoter



CMT1

CMT2 / HMN / HSN

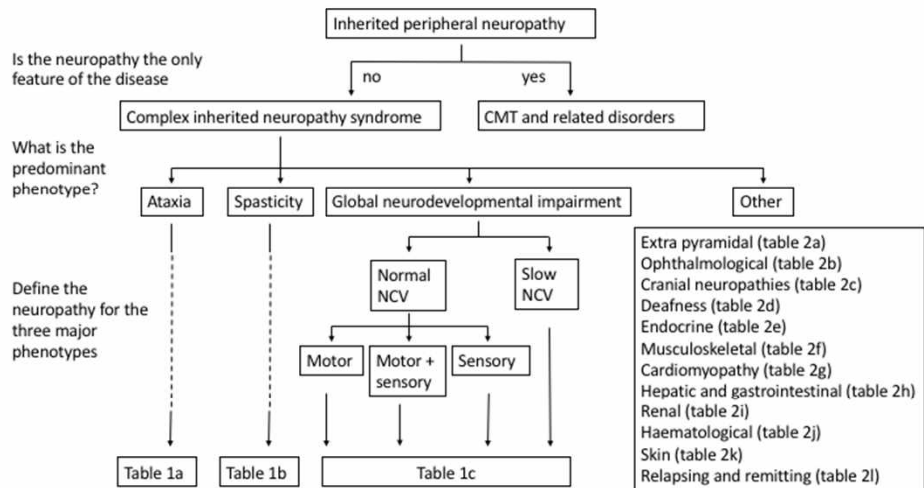
Alexander M. Rossor, Pedro J. Tomaselli, and Mary M. Reilly *Curr Opin Neurol* 2016, 29:537–548

24

Peripheral neuropathy in complex inherited diseases: *J Neurol Neurosurg Psychiatry* 2017;0:1–18. an approach to diagnosis

Alexander M Rossor,¹ Aisling S Carr,¹ Helen Devine,¹ Hoskote Chandrashekar,²
Ana Lara Pelayo-Negro,¹ Davide Pareyson,³ Michael E Shy,⁴ Steven S Scherer,⁵
Mary M Reilly¹

155 (190) complex neuropathies




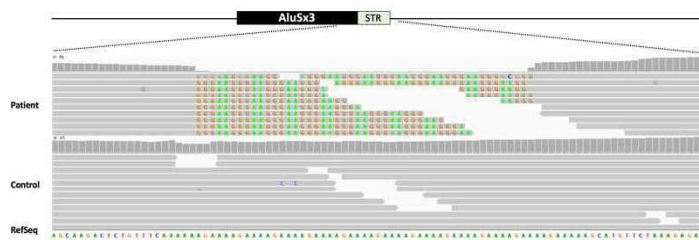
25



Biallelic expansion of an intronic repeat in *RFC1* is a common cause of late-onset ataxia

Cortese A, ...Reilly M M and Houlden H

NATURE GENETICS | VOL 51 | APRIL 2019 | 649-658 |



CANVAS cerebellar ataxia, neuropathy, vestibular areflexia syndrome

0.7% carrier frequency in Caucasian population

26

INHERITED NEUROPATHIES

1. Introduction
- 2. Barriers to therapy development**
3. Classification of therapies
4. Emerging therapies

27

BARRIERS TO THERAPY

Pre clinical

Rigorously conducted clinical trials

Ideally 2 different animal models

Target engagement

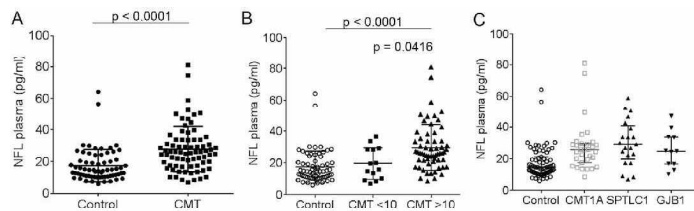
Pathology most reliable neuropathy outcome measure

28

Plasma neurofilament light chain concentration in the inherited peripheral neuropathies

Neurology® 2018;90:e1-e7.

Åsa Sandelius, PhD, Henrik Zetterberg, PhD, Kaj Blennow, PhD, Rocco Adiuutori, Andrea Malaspina, PhD, FRCP,
Matilde Laura, PhD, Mary M. Reilly, MD, FRCP, FRCPI,* and Alexander M. Rossor, PhD, MRCP*



Gene replacement therapy in a model of Charcot-Marie-Tooth 4C neuropathy

Natasa Schiza,¹ Elena Georgiou,¹ Alexia Kagiava,¹ Jean-Jacques Médard,² Jan Richter,³
Christina Tryfonos,³ Irene Sargiannidou,¹ Amanda J. Heslegrave,^{4,5} Alexander M. Rossor,⁶
Henrik Zetterberg,^{4,5,7,8} Mary M. Reilly,⁶ Christina Christodoulou,³ Roman Chrast² and
Kleopas A. Kleopa¹

BRAIN 2019; 0: 1–15

29

BARRIERS TO THERAPY

Clinical

Responsive outcome measure (bridgeable biomarkers)

Evidence of target engagement

30

MRC CENTRE NEUROMUSCULAR MRI PROTOCOL

19y man CMT1A 37y man CMT1A 53y woman CMT1A



GJB1 / MFN2 / MPZ

Ongoing studies

CMT1A

MRI biomarker assessment of neuromuscular disease progression: a prospective observational cohort study

Lancet Neurol 2016; 15: 65-77

Validation of MRC Centre MRI calf muscle fat fraction protocol as an outcome measure in CMT1A

Neurology® 2018;00:1-5.

Jasper M. Morrow, PhD, Matthew R.B. Evaris, MBBS, Tiffany Grider, MS, Christopher D.J. Sinclair, PhD, Daniel Thedens, PhD, Sachit Shah, MD, Tarek A. Yousry, Dr Med Habil, Michael G. Hanna, MD, Peggy Nopoulos, MD, John S. Thornton, PhD, Michael E. Shy, MD, and Mary M. Reilly, MD

HSN1 SPTLC1/2 mutations

Development of MRC Centre MRI calf muscle fat fraction protocol as a sensitive outcome measure in Hereditary Sensory Neuropathy Type 1

Umayal Kugathasan,¹ Matthew R B Evans,^{1,2} Jasper M Morrow,^{1,2} Christopher D J Sinclair,^{1,2} John S Thornton,^{1,2} Tarek A Yousry,^{1,2} Thorsten Hornemann,³ Saranya Suriyanarayanan,³ Khadijah Owusu-Ansah,⁴ Giuseppe Lauria,^{5,6} Raffaella Lombardi,⁵ James M Polke,⁷ Emma Wilson,¹ David L H Bennett,⁸ Henry Houlden,¹ Michael G Hanna,¹ Julian C Blake,^{1,9} Matilde Laura,¹ Mary M Reilly¹

J Neurol Neurosurg Psychiatry 2019;0:1-12.

31

INHERITED NEUROPATHIES

1. Introduction
2. Barriers to therapy development
3. Classification of therapies
4. Emerging therapies

32

GENETIC THERAPIES

1. Generic gene therapy
2. Target pathogenesis of disease
3. Pathway therapies

33

GENETIC THERAPIES

- 1. Generic gene therapy**
 - antisense oligonucleotides (AONs)
 - small interfering RNA
 - Genome editing CRISPR / Cas 9
 - viral vector-mediated gene therapy

34

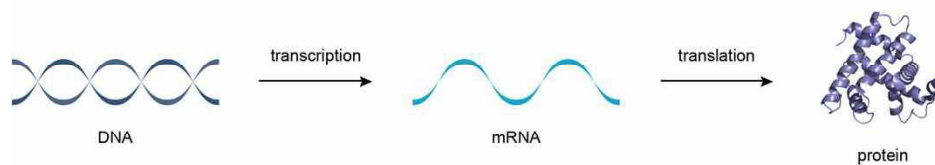
GENETIC THERAPIES

1. Generic gene therapy

- antisense oligonucleotides (AONs)
- small interfering RNA
- Genome editing CRISPR / Cas 9
- viral vector-mediated gene therapy

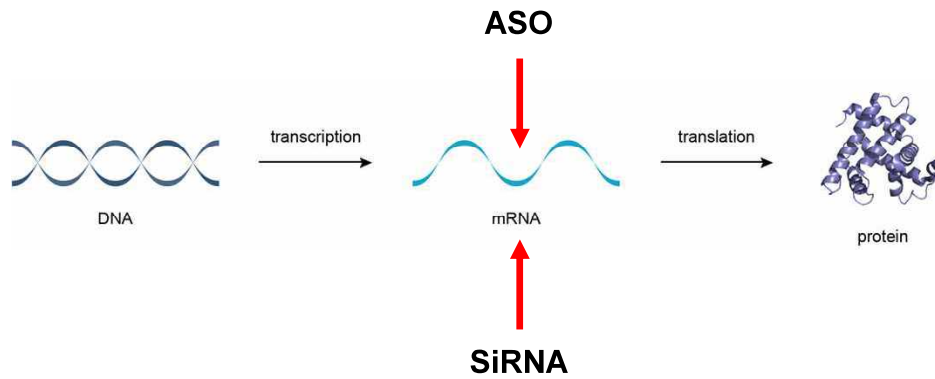
35

NORMAL GENETIC PROCESS



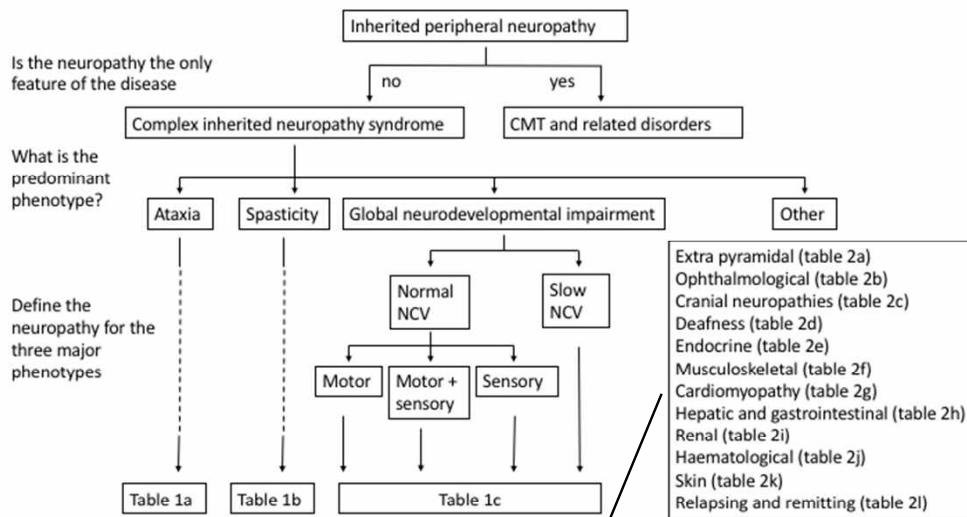
36

GENE SILENCING THERAPIES



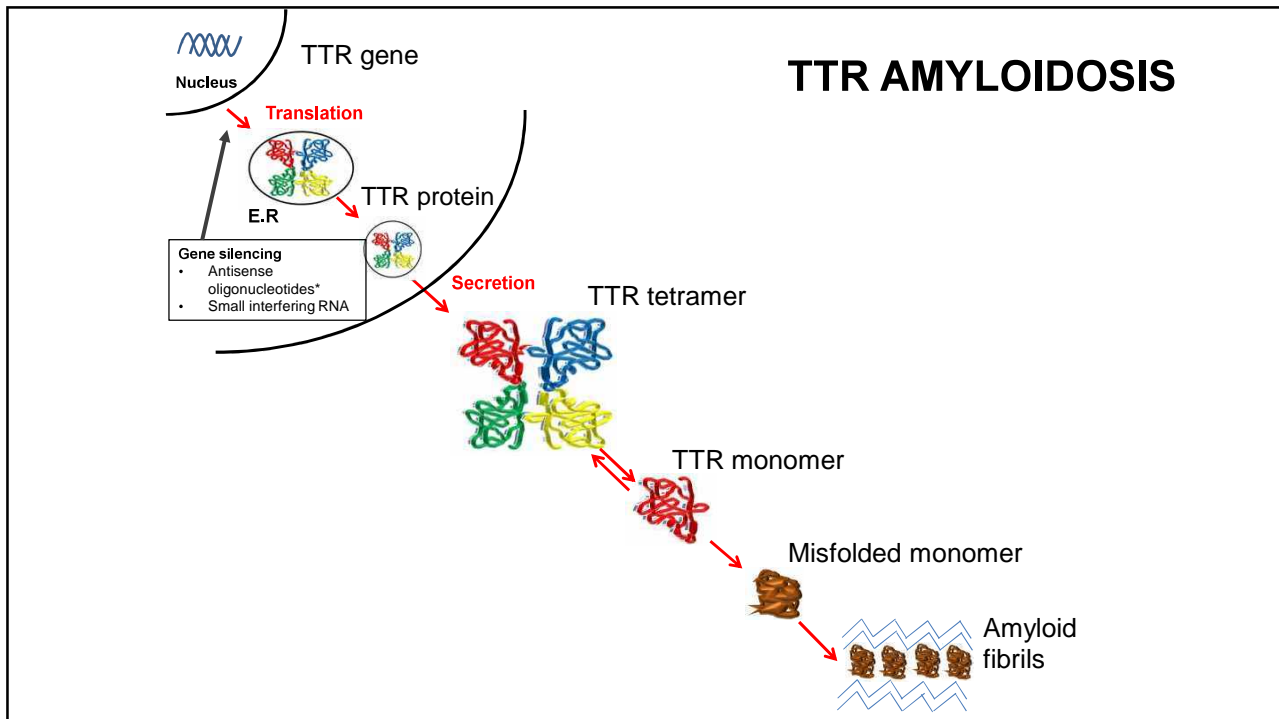
37

155 (190) complex neuropathies



TTR Amyloidosis

38

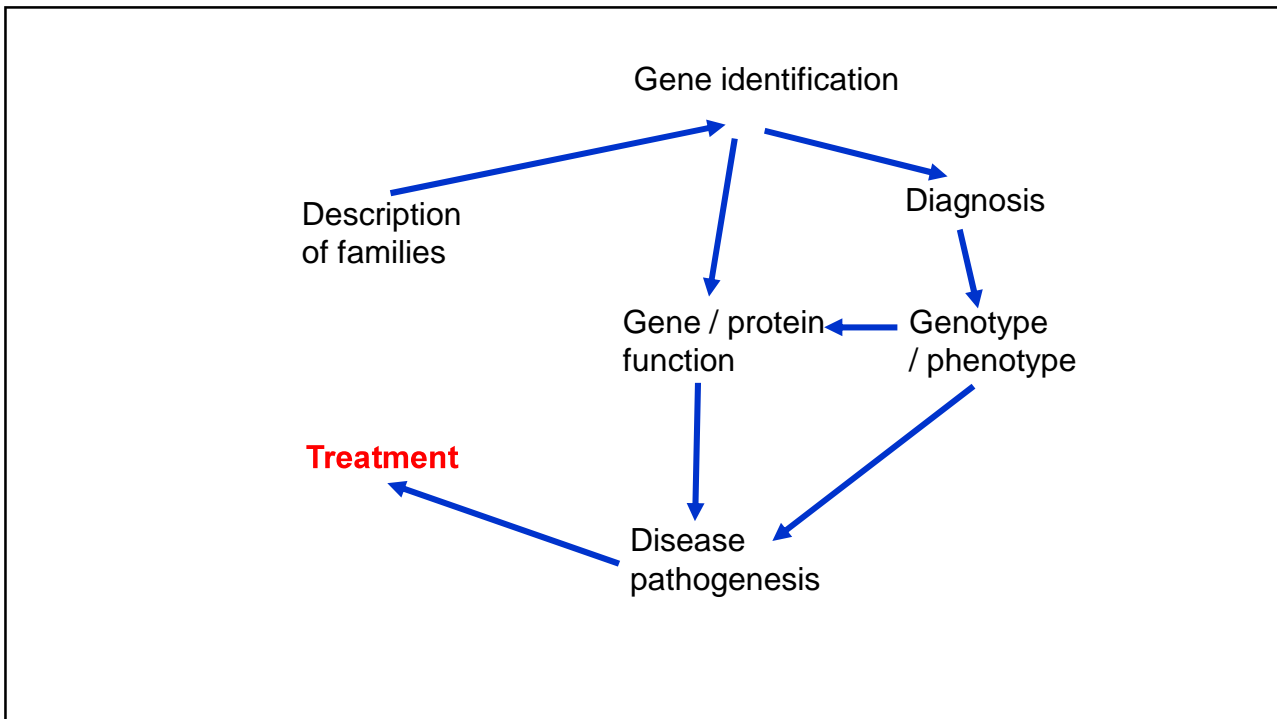


39

GENETIC THERAPIES

1. Generic gene therapy
- 2. Target pathogenesis of disease**
3. Pathway therapies

40

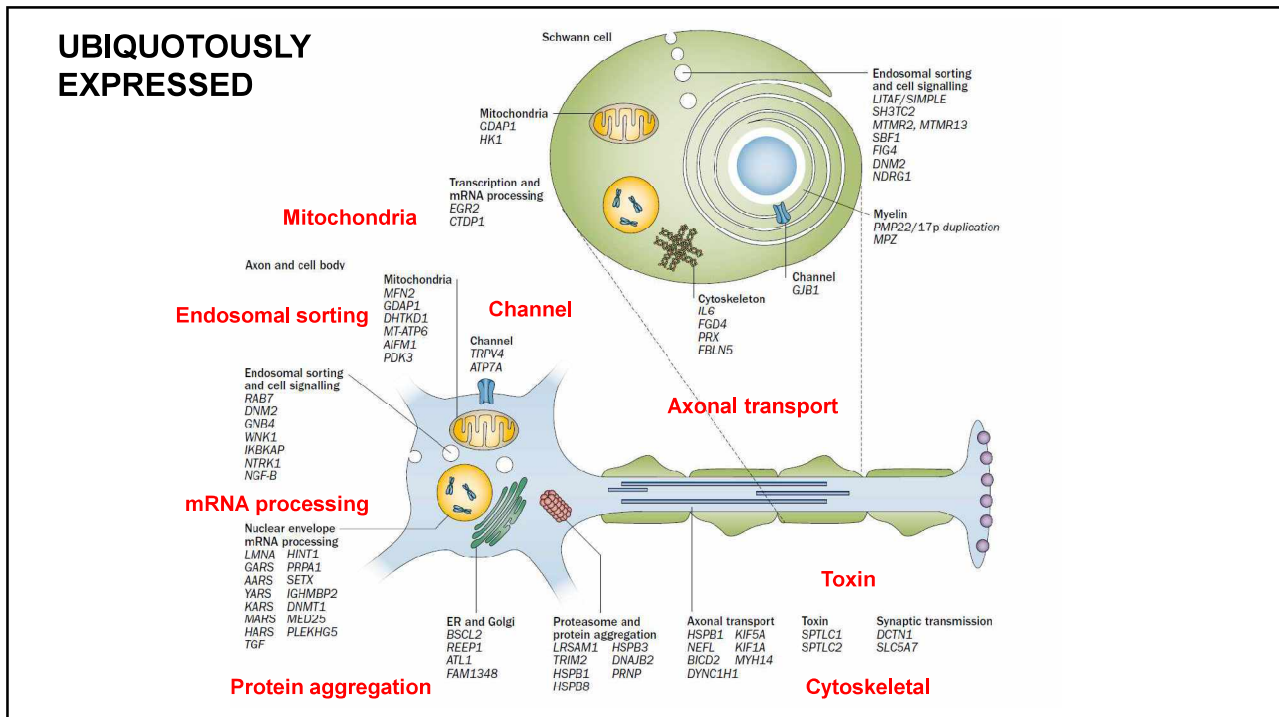


41

GENETIC THERAPIES

1. Generic gene therapy
2. Target pathogenesis of disease
3. **Pathway therapies**

42



43

UCL **MRC** Centre for Neuromuscular Diseases

INHERITED NEUROPATHIES

1. Introduction
2. Barriers to therapy development
3. Classification of therapies
4. Emerging therapies

44

GENETIC THERAPIES

1. Generic gene therapy
2. Target pathogenesis of disease
3. Pathway therapies

45

CMT1A

- 1. Generic gene therapy**
- 2. Target pathogenesis of disease**
3. Pathway therapies

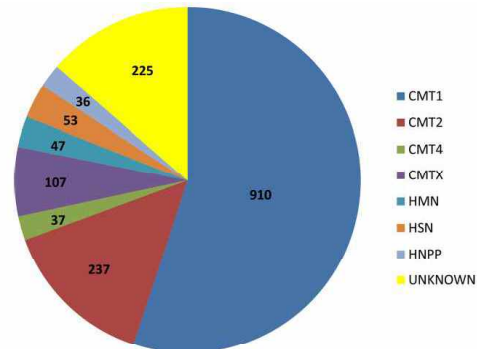
46

CMT subtypes and disease burden in patients enrolled in the Inherited Neuropathies Consortium natural history study: a cross-sectional analysis

V Fridman,¹ B Bundy,² M M Reilly,³ D Pareyson,⁴ C Bacon,⁵ J Burns,⁶ J Day,⁷ S Feely,^{5,8} R S Finkel,⁹ T Grider,⁵ C A Kirk,² D N Herrmann,¹⁰ M Laurá,³ J Li,¹¹ T Lloyd,¹² C J Sumner,¹² F Muntoni,¹³ G Piscoquito,⁴ S Ramchandren,^{8,14} R Shy,^{5,8} C E Siskind,⁷ S W Yum,^{15,16} I Moroni,⁴ E Pagliano,⁴ S Zuchner,¹⁷ S S Scherer,¹⁶ M E Shy,^{5,8} on behalf of the Inherited Neuropathies Consortium

J Neurol Neurosurg Psychiatry 2014;0:1–6.

61% CMT1A



47

CMT 1A

Onset 1st two decades

Foot weakness or deformity

Hands later

Length dependent


Slowly progressive

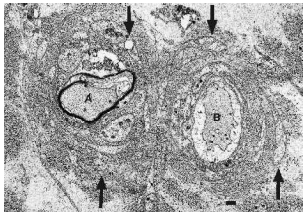
Foot deformity a problem

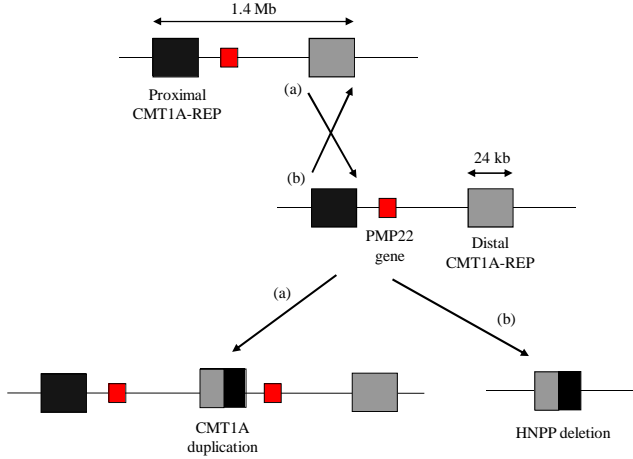
Need for walking aids

48

CMT1A







49

PMP22 DOSAGE AND CMT1A

PMP22

→ Duplication

→ Deletion

→ Point mutations

Increased dosage →

Decreased dosage →

Loss of function →

Gain of function →

CMT1A, DSS

HNPP

HNPP

DSS, CMT1A

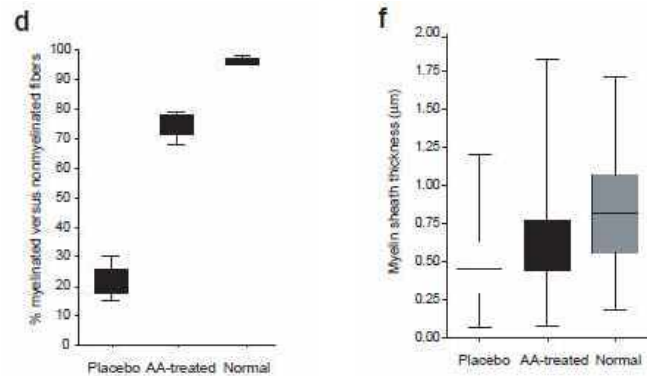
In vitro models, animal models, humans

50

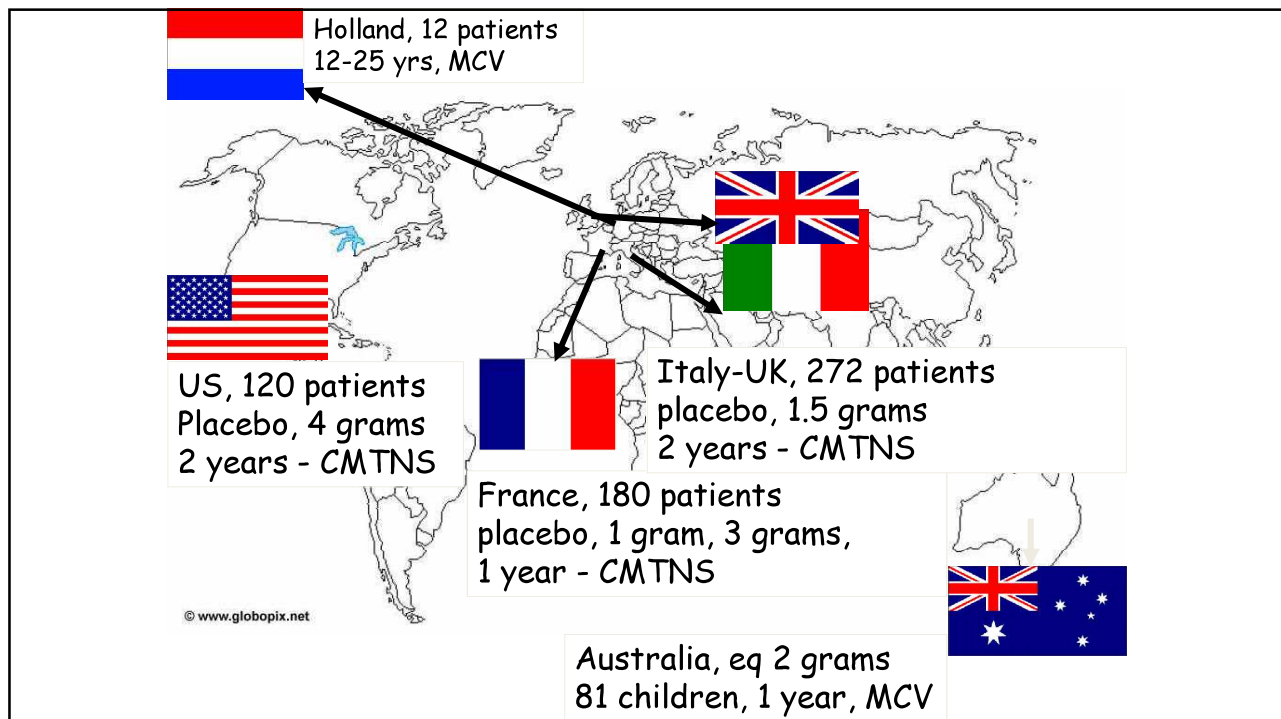
Ascorbic acid treatment corrects the phenotype of a mouse model of Charcot-Marie-Tooth disease

Edith Passage^{1,5}, Jean Chrétien Norreel^{1,2,5}, Pauline Noack-Fraissignes¹, Véronique Sanguedolce¹, Josette Pizant¹, Xavier Thirion³, Andrée Robaglia-Schlupp¹, Jean François Pellissier⁴ & Michel Fontés¹

VOLUME 10 | NUMBER 4 | APRIL 2004 **NATURE MEDICINE**



51



52

Ascorbic acid in Charcot–Marie–Tooth disease type 1A (CMT-TRIAAL and CMT-TRAUK): a double-blind randomised trial

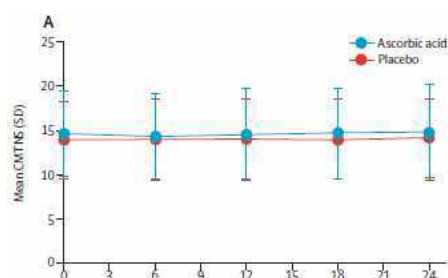
Davide Pareyson, Mary M Reilly, Angelo Schenone, Gian Maria Fabrizi, Tiziana Cavallaro, Lucio Santoro, Giuseppe Vira, Aldo Quattrone, Luca Padua, Franco Gemignani, Francesco Visioli, Matilde Laurà, Davide Radice, Daniela Calabrese, Richard A CHughes, Alessandra Solari, for the CMT-TRIAAL and CMT-TRAUK groups*

Lancet Neurol 2011; 10: 320–28

272 patients

2 years

1.5 gram AA daily



Lack of responsiveness of the CMT neuropathy score (CMTNS)

53

Effect of ascorbic acid in patients with Charcot–Marie–Tooth disease type 1A: a multicentre, randomised, double-blind, placebo-controlled trial

Joelle Micallef, Shahram Attarian, Odile Dubourg, Pierre-Marie Gonnaud, Jean-Yves Hogrel, Tanya Stojkovic, Raffaella Bernard, Elisabeth Jouve, Severine Pitel, Francois Vacherot, Jean-Francois Remeq, Laurent Jomir, Eric Azabou, Mahmoud Al-Moussawi, Marie-Noelle Lefebvre, Laurence Attolini, Sadek Yaici, Daniel Tanesse, Michel Fontes, Jean Pouget, Olivier Blin

Lancet Neurol 2009; 8: 1103–10

Ascorbic acid in Charcot–Marie–Tooth disease type 1A (CMT-TRIAAL and CMT-TRAUK): a double-blind randomised trial

Davide Pareyson, Mary M Reilly, Angelo Schenone, Gian Maria Fabrizi, Tiziana Cavallaro, Lucio Santoro, Giuseppe Vira, Aldo Quattrone, Luca Padua, Franco Gemignani, Francesco Visioli, Matilde Laurà, Davide Radice, Daniela Calabrese, Richard A CHughes, Alessandra Solari, for the CMT-TRIAAL and CMT-TRAUK groups*

Lancet Neurol 2011; 10: 320–28

High-Dosage Ascorbic Acid Treatment in Charcot-Marie-Tooth Disease Type 1A Results of a Randomized, Double-Masked, Controlled Trial

Richard A. Lewis, MD; Michael P. McDermott, PhD; David N. Herrmann, MD; Ahmet Hoke, MD, PhD; Lora L. Clawson, MSN, CRNP; Carly Siskind, MS; Shawna M. E. Feely, MS; Lindsey J. Miller, MS; Richard J. Barohn, MD; Patricia Smith, BS; Elizabeth Luebke, MS; Xingyao Wu, MD, PhD; Michael E. Shy, MD; for the Muscle Study Group

JAMA Neurol. 2013;70(8):981-987.

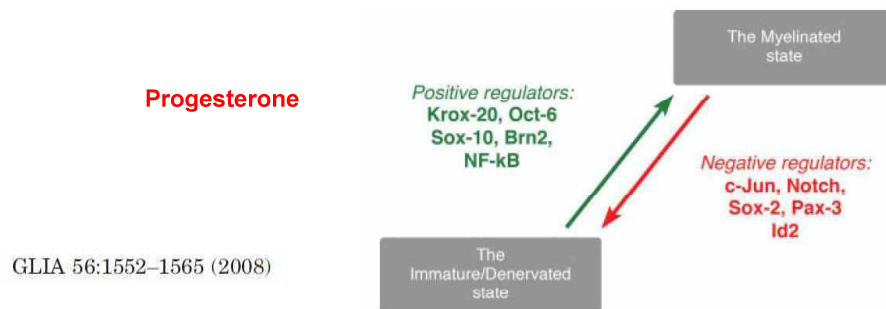
54

Antiprogesterone Therapy Uncouples Axonal Loss from Demyelination in a Transgenic Rat Model of CMT1A Neuropathy

Gerd Meyer zu Horste, MD,¹ Thomas Prukop,¹ David Liebetanz, MD,² Wiebke Mobius, PhD,¹ Klaus-Armin Nave, PhD,¹ and Michael W. Sereda, MD^{1,3}

Ann Neurol 2007;61:61–72

Progesterone antagonists reduce PMP22 expression (Ulipristal acetate trial ongoing)



55

Soluble neuregulin-1 modulates disease pathogenesis in rodent models of Charcot-Marie-Tooth disease 1A

Robert Fledrich^{1,6}, Ruth M Stassart^{1,2,6}, Axel Klink¹, Lennart M Rasch¹, Thomas Prukop^{1,3}, Lauren Haag⁴, Dirk Czesnik⁴, Theresa Kungl¹, Tamer A M Abdelaal¹, Naureen Keric^{1,5}, Christine Stadelmann², Wolfgang Brück², Klaus-Armin Nave¹ & Michael W Sereda^{1,4}

NATURE MEDICINE VOLUME 20 | NUMBER 9 | SEPTEMBER 2014

Axonally overexpressed neurogulin-1 drives diseased Schwann cells towards differentiation and axonal preservation (not in clinical trials in CMT1A)



56

PHARNEXT

Polytherapy with a combination of three repurposed drugs (PXT3003) down-regulates *Pmp22* over-expression and improves myelination, axonal and functional parameters in models of CMT1A neuropathy

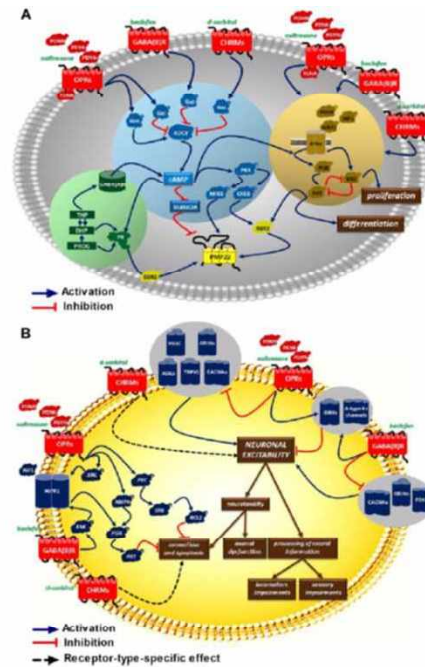
Ilya Chumakov¹, Aude Millet¹, Nathalie Cholet¹, Gwenael Primas¹, Aurélie Boucard¹, Yannick Pereira¹, Esther Graudens¹, Jonas Mandel¹, Julien Laffaire¹, Julie Fouquier¹, Fabrice Gilbert¹, Viviane Berrand¹, Klaus-Armin Nave², Michael W Sewns^{2,3}, Emmanuel Viel¹, Miral Cuedj¹, Rodolphe Hajj¹, Serguei Nabirochkin¹ and Daniel Cohen^{1*}

Orphanet Journal of Rare Diseases 2014, **9**:201

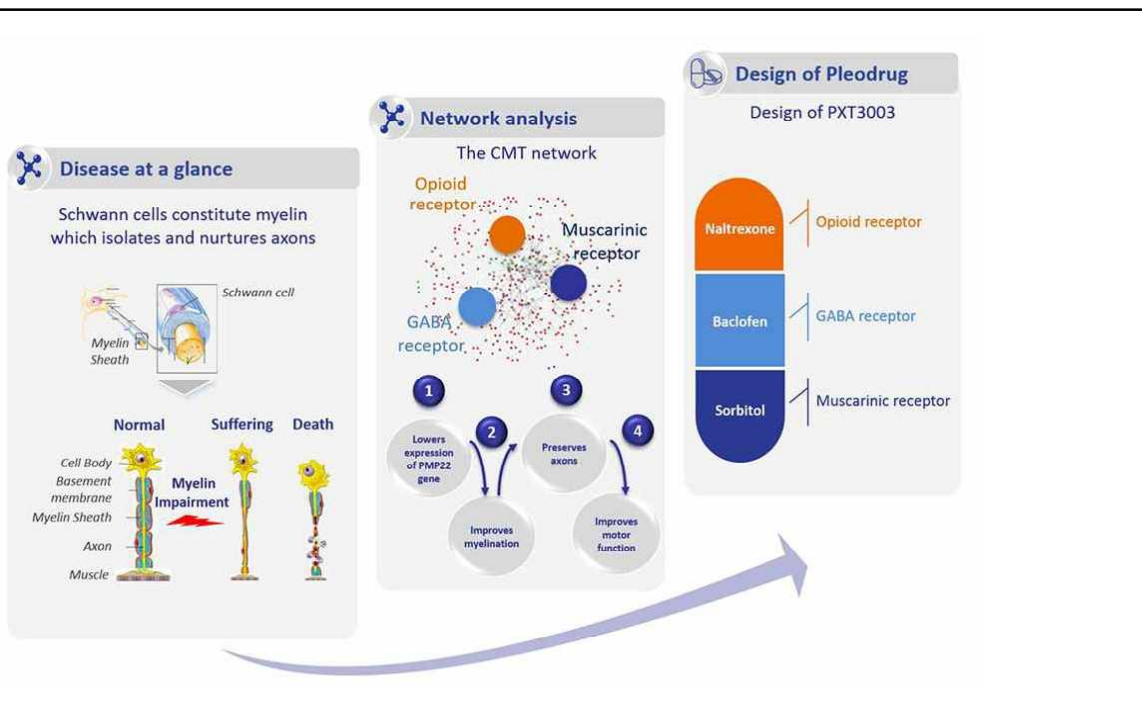
Hypothesis polytherapy to normalise PMP22 gene expression and improve axonal dysfunction (Pleiotropic)

Baclofen, Naltrexone, D-sorbitol

Action on G-protein coupled receptor signalling pathways - suppress PMP22



57



58

An exploratory randomised double-blind and placebo-controlled phase 2 study of a combination of baclofen, naltrexone and sorbitol (PXT3003) in patients with Charcot-Marie-Tooth disease type 1A

Shahram Attarian¹, Jean-Michel Vallat², Laurent Magy³, Benoit Furlanot², Pierre-Marie Gonnaud⁴, Arnaud Lacour⁵, Yann Péron⁶, Odile Dubourg⁷, Jean Pouget⁸, Joëlle Micallef⁹, Jérôme Franques¹⁰, Marie-Noëlle Lefebvre¹¹, Karima Chorab¹², Mahmoud Al-Moussawi¹³, Vincent Tiffreau¹⁴, Marguerite Preuchonime¹⁵, Armelle Magot¹⁶, Laurence Leciair-Visonneau¹⁷, Tanya Stojkovic¹⁸, Laura Bossi¹⁹, Philippe Lebert²⁰, Walter Gilbert²¹, Viviane Bertrand²², Jonas Mandel²³, Aude Millet²⁴, Rodolphe Hajji²⁵, Larnia Boudjaf²⁶, Catherine Scarr-Grek²⁷, Serguei Nabirotskii²⁸, Mickael Guedj²⁹, Ilya Churnakov³⁰ and Daniel Cohen³¹

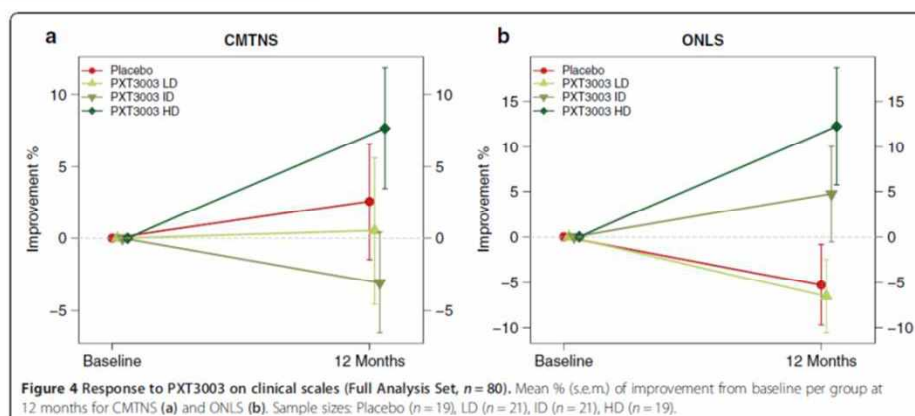
Orphanet Journal of Rare Diseases (2014) 9:199

PXT3003 is safe and well tolerated

80 patients placebo controlled 1 year study

CMTNS / ONLS

High dose suggested improvement in ONLS and CMTNS



59

PHASE III STUDY

Efficacy and safety of PXT3003 in patients with CMT1A: International Pivotal Phase III trial.

Initial results presented PNS Genoa last week

2 doses versus placebo (3/6mg Baclofen, 0.35/0.7mg naltrexone, 105/210mg sorbitol)

Randomisation 323 1:1:1

15 months mild moderate severity (maximum CMTNS 18)

Primary endpoint ONLS

10 meter walk, CMTNS etc.

60

Ascorbic acid in Charcot–Marie–Tooth disease type 1A (CMT-TRIAAL and CMT-TRAUK): a double-blind randomised trial

Lancet Neurol 2011; 10: 320–28

Davide Pareyson, Mary M Reilly, Angelo Schenone, Gian Maria Fabrizi, Tiziana Cavallaro, Lucio Santoro, Giuseppe Vita, Aldo Quattrone, Luca Padua, Franco Gemignani, Francesco Visioli, Matilde Laurà, Davide Radice, Daniela Calabrese, Richard A C Hughes, Alessandra Solari, for the CMT-TRIAAL and CMT-TRAUK groups*

	Ascorbic acid		Placebo		p value
	Patients	Mean change (95% CI)	Patients	Mean change (95% CI)	
Timed 10 m walk test (s)	118	0.76 (0.08 to 1.44)	109	1.12 (–0.38 to 2.61)	0.81
Nine-hole peg test (s; average of both sides)	118	0.11 (–0.59 to 0.80)	106	0.85 (0.33 to 1.37)	0.07
Overall neuropathy limitations scale score*	118	0.11 (–0.07 to 0.29)	109	0.09 (–0.07 to 0.25)	0.99

63

Responsiveness of clinical outcome measures in Charcot–Marie–Tooth disease

European Journal of Neurology 2015, 22: 1556–1563

G. Piscosquito^a, M. M. Reilly^b, A. Schenone^c, G. M. Fabrizi^d, T. Cavallaro^d, L. Santoro^e, F. Manganelli^e, G. Vita^{f,g}, A. Quattrone^h, L. Paduaⁱ, F. Gemignani^j, F. Visioli^{k,l}, M. Laurà^b, D. Calabrese^a, R. A. C. Hughes^b, D. Radice^m, A. Solari^a and D. Pareyson^a for the CMT-TRIAAL and CMT-TRAUK Group*

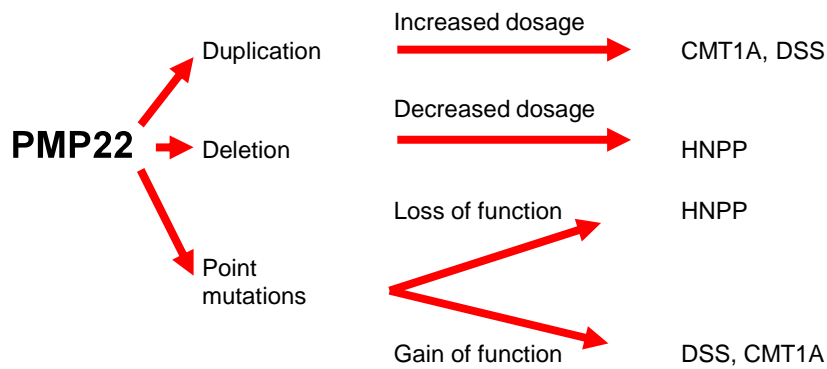
Table 3 Responsiveness of activity limitation scales

	N	Mean (SD)			P ^(a)	SRM
		Baseline	24 months	Change		
9-HPT (s) ^b	119	23.5 (5.8)	24.2 (7.1)	0.75 (2.66)	< 0.001	0.28
T10-MW (s)	121	8.6 (4.7)	8.9 (4.1)	0.31 (1.64)	< 0.001	0.19
ONLS	122	3.1 (1.2)	3.3 (1.2)	0.13 (0.88)	0.10	0.15

^aP values for mean change; ^baverage of both sides. Values in bold are significant.

64

PMP22 DOSAGE AND CMT1A



In vitro models, animal models, humans

65

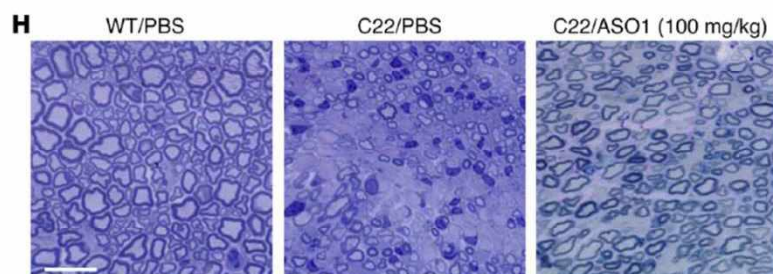
PMP22 antisense oligonucleotides reverse Charcot-Marie-Tooth disease type 1A features in rodent models

Hien Tran Zhao,¹ Sagar Damle,¹ Karli Ikeda-Lee,¹ Steven Kuntz,¹ Jian Li,² Apoorva Mohan,¹ Aneez Kim,¹ Gene Hung,¹ Mark A. Scheideler,³ Steven S. Scherer,² John Svaren,⁴ Eric E. Swayze,¹ and Holly B. Kordasiewicz¹

J Clin Invest. 2018;128(1):359–368.

Successful ASO treatment C22 mice / CMT1A rat

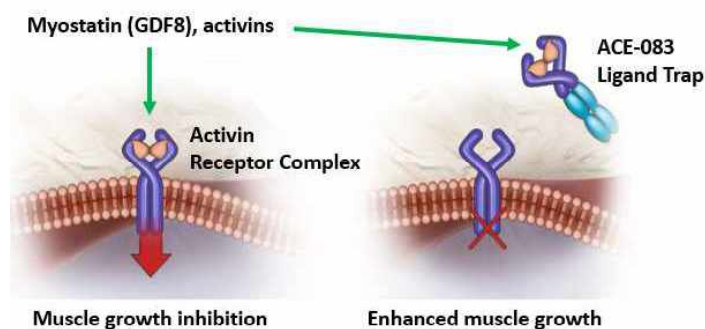
Behavioural / NCS / Pathology / PMP22 expression



66

ACE-083 – A Locally-Acting Muscle Therapeutic

- ACE-083 is a locally-acting protein therapeutic in the TGF- β superfamily consisting of a modified form of human follistatin that binds GDF8 (myostatin) *plus* other negative regulators of skeletal muscle
- Designed to be locally injected in affected muscles to increase muscle mass and strength
- Increased muscle mass demonstrated in healthy volunteers¹ and patients with FSH muscular dystrophy²
- Tibialis anterior and biceps were selected as initial muscle targets for a locally acting therapeutic



¹ Glasser CE, et al. *Muscle Nerve*. 2018; 57:921-926

² Statland J, et al. *World Muscle Society 2018 Poster 365*

67

67

ACCELERON ACE-083 CMT Program Update

- ACE-083 is a locally-acting muscle therapeutic, acting on myostatin plus other inhibitors of muscle growth; it is being investigated in FSHD and CMT (clinicaltrials.gov NCT03124459)
- Part 1 data in CMT presented at AAN May, 2019
 - ACE-083 injected into tibialis anterior bilaterally for 3 months had a favorable safety profile
 - Mean % increases of >12% total muscle volume and >15% in contractile muscle volume (MRI)
 - Mean absolute decrease in fat fraction of >3% at 200-240 mg/muscle
- Placebo-controlled Part 2 topline data expected Q1 2020
- Primary endpoint: muscle volume
- Secondary endpoints: function and quality of life
- 24-month open-label extension study is evaluating alternative dosing regimens

68

68

GENETIC THERAPIES

1. Generic gene therapy
2. Target pathogenesis of disease
3. Pathway therapies

69

GENETIC THERAPIES

- 1. Generic gene therapy**
2. Target pathogenesis of disease
3. Pathway therapies

70

GENETIC THERAPIES

1. Generic gene therapy

- antisense oligonucleotides (AONs)
- small interfering RNA
- **Genome editing CRISPR / Cas 9**
- viral vector-mediated gene therapy

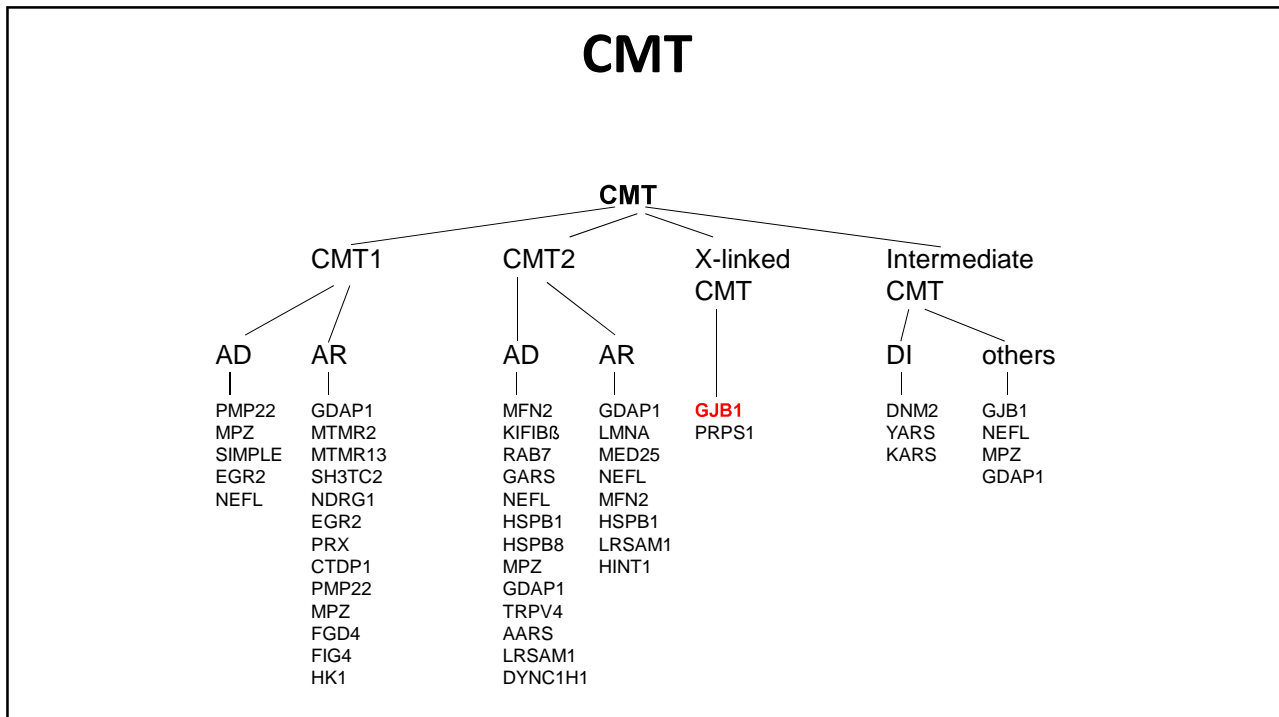
71

GENETIC THERAPIES


1. Generic gene therapy

- antisense oligonucleotides (AONs)
- small interfering RNA
- Genome editing CRISPR / Cas 9
- **viral vector-mediated gene therapy**


72



73





CMT



Centre for
Neuromuscular Diseases

24 year old man, family history males > females, no male to male





Left median MRC 2/5
CMAP **2.3** μ v; MCV 29 ms

Left ulnar MRC 4/5
CMAP **6.3** μ v: MCV 34 ms

74

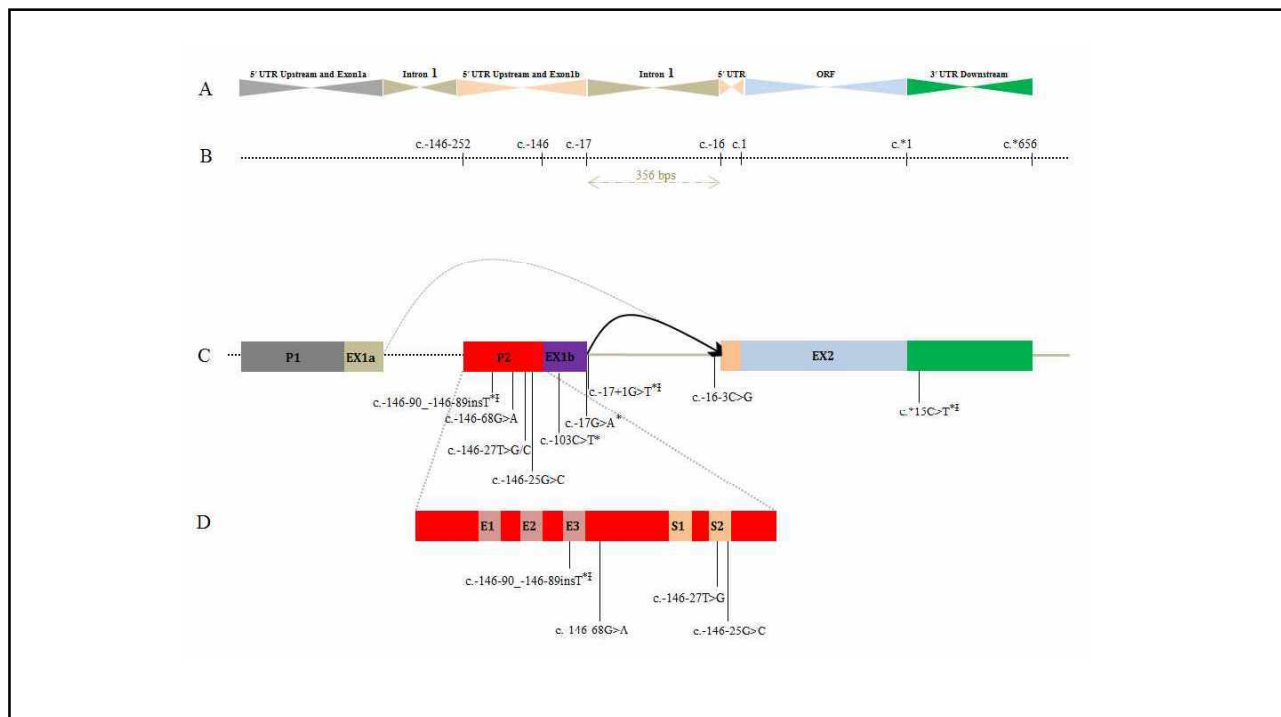
Mutations in noncoding regions of *GJB1* are a major cause of X-linked CMT

Pedro J. Tomaselli, MD,
MSc*
Alexander M. Rossor,
MRCP, PhD*
Alejandro Horga, MD,
PhD
Zane Jaunmuktane,
FRCPath
Aisling Carr, MRCP,
PhD
Paola Saveri, BSc
Giuseppe Piscosquito,
MD
Davide Pareyson, MD
Matilde Laura, MD, PhD
Julian C. Blake, FRCP
Roy Poh, PhD
James Polke, PhD
Henry Houlden, FRCP,
PhD
Mary M. Reilly, FRCP,
FRCP, MD

Neurology[®] 2017;88:1-9

11.4% (25/194) of CMTX1 is due to non coding mutations

75

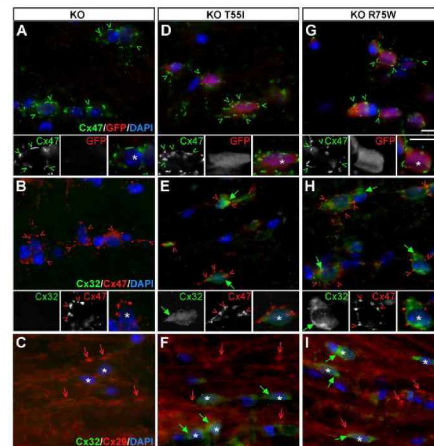


76

Connexin32 Mutations Cause Loss of Function in Schwann Cells and Oligodendrocytes Leading to PNS and CNS Myelination Defects

Irene Sargiannidou,¹ Natalie Vavlitou,¹ Sophia Aristodemou,² Andreas Hadjisavvas,² Kyriacos Kyriacou,² Steven S. Scherer,³ and Kleopas A. Kleopa¹

The Journal of Neuroscience, April 15, 2009 • 29(15):4736–4749



77

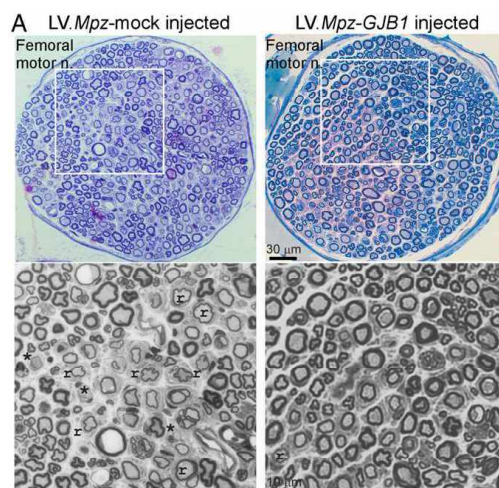
Intrathecal gene therapy rescues a model of demyelinating peripheral neuropathy

Alexia Kagiava^a, Irene Sargiannidou^a, George Theophilidis^b, Christos Karaiskos^a, Jan Richter^c, Stavros Bashiardes^c, Natasa Schiza^a, Marianna Nearchou^d, Christina Christodoulou^e, Steven S. Scherer^e, and Kleopas A. Kleopa^{a,f,1}

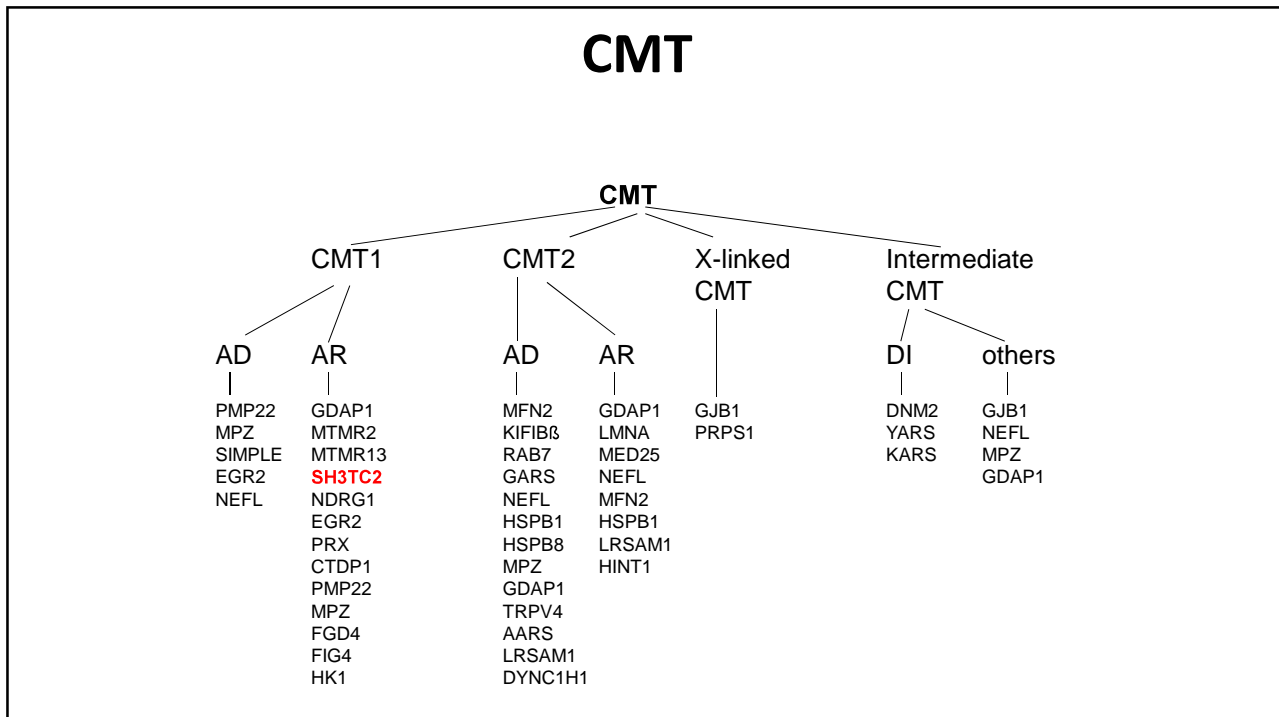
PNAS | Published online March 28, 2016 | E2421–E2429

Further update confirm these results PNS 2019

Also NEFL is a responsive biomarker



78

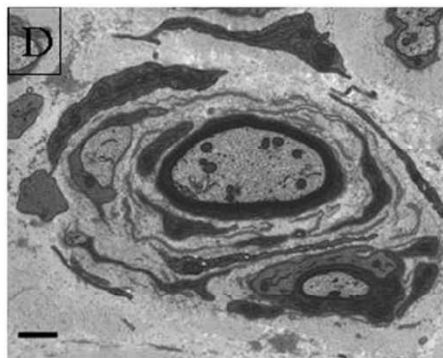


79

The phenotype of Charcot-Marie-Tooth disease type 4C due to *SH3TC2* mutations and possible predisposition to an inflammatory neuropathy

Henry Houlden^{a,*}, Matilde Laura^a, Lionel Ginsberg^b, Heinz Jungbluth^c, Stephanie A. Robb^d, Julian Blake^{a,e}, Susan Robinson^f, Rosalind H.M. King^b, Mary M. Reilly^a

Neuromuscular Disorders 19 (2009) 264–269

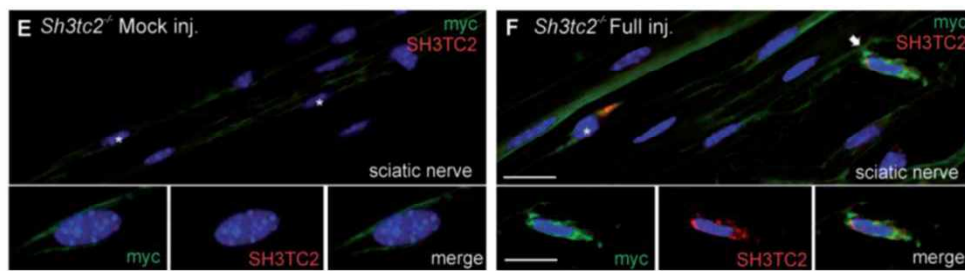


80

Gene replacement therapy in a model of Charcot-Marie-Tooth 4C neuropathy

Natasa Schiza,¹ Elena Georgiou,¹ Alexia Kagiava,¹ Jean-Jacques Médard,² Jan Richter,³ Christina Tryfonos,³ Irene Sargiannidou,¹ Amanda J. Heslegrave,^{4,5} Alexander M. Rossor,⁶ Henrik Zetterberg,^{4,5,7,8} Mary M. Reilly,⁶ Christina Christodoulou,³ Roman Chrast² and Kleopas A. Kleopa¹

BRAIN 2019; 0: 1–15



NEFL responsive biomarker

81

GENETIC THERAPIES

1. Generic gene therapy
2. Target pathogenesis of disease
3. Pathway therapies

82

GENETIC THERAPIES

1. Generic gene therapy
2. Target pathogenesis of disease example 1.
3. Pathway therapies

83

Charcot–Marie–Tooth disease: frequency of genetic subtypes and guidelines for genetic testing

Sinead M Murphy,^{1,2,3} Matilde Laura,^{1,2} Katherine Fawcett,^{4,5} Amelie Pandraud,^{1,2} Yo-Tsen Liu,^{1,2} Gabrielle L Davidson,^{1,2} Alexander M Rossor,^{1,2} James M Polke,³ Victoria Castleman,^{1,2} Hadi Manji,^{1,2} Michael P T Lunn,^{1,2} Karen Bull,^{1,2} Gita Ramdharry,^{1,2} Mary Davis,^{4,5} Julian C Blake,^{6,7,8} Henry Houlden,^{1,2} Mary M Reilly^{1,2}

J Neurol Neurosurg Psychiatry (2012). doi:10.1136/jnnp-2012-302451

Frequency of mutations in the genes associated with hereditary sensory and autonomic neuropathy in a UK cohort

G. L. Davidson · S. M. Murphy · J. M. Polke · M. Laura · M. A. M. Sallih · F. Muntoni · J. Blake · S. Brandner · N. Davies · R. Horvath · S. Price · M. Donaghy · M. Roberts · N. Foulds · G. Ramdharry · D. Soler · M. P. Lunn · H. Manji · M. B. Davis · H. Houlden · M. M. Reilly

J Neurol Published online: 01 February 2012

The distal hereditary motor neuropathies

Alexander M Rossor,¹ Bernadett Kalmar,² Linda Greensmith,² Mary M Reilly¹

J Neurol Neurosurg Psychiatry 2012;**83**:6–14.

PRE PANEL DIAGNOSTIC RATE

65% Diagnosis

(PMP22, MPZ, GJB1, MFN2 >90%)

Charcot-Marie-Tooth Disease Subtypes and Genetic Testing Strategies

Anita S.D. Saporta, MD,¹ Stephanie L. Sottile, BA,¹ Lindsey J. Miller, MS,¹ Shawna M.E. Feely, MS,¹ Carly E. Siskind, MS,¹ and Michael E. Shy, MD^{1,2}

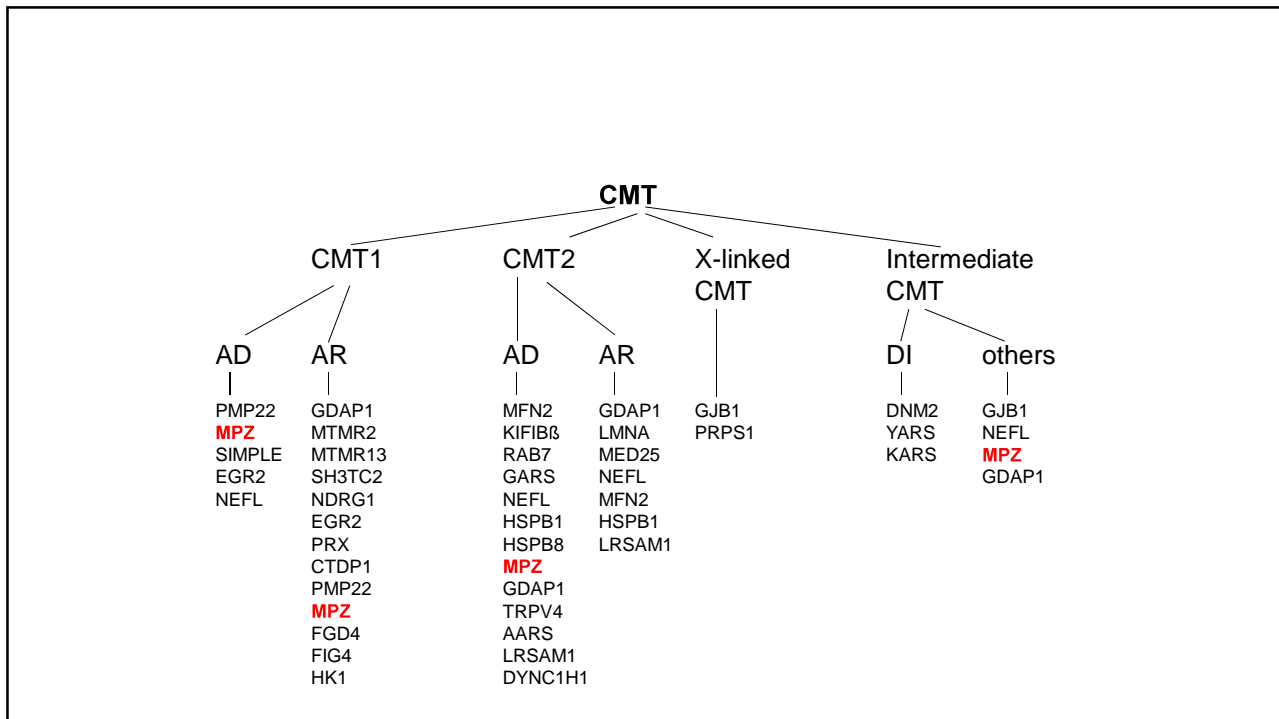
ANN NEUROL 2011;69:22–33

Charcot-Marie-Tooth disease: Frequency of genetic subtypes in a German neuromuscular center population

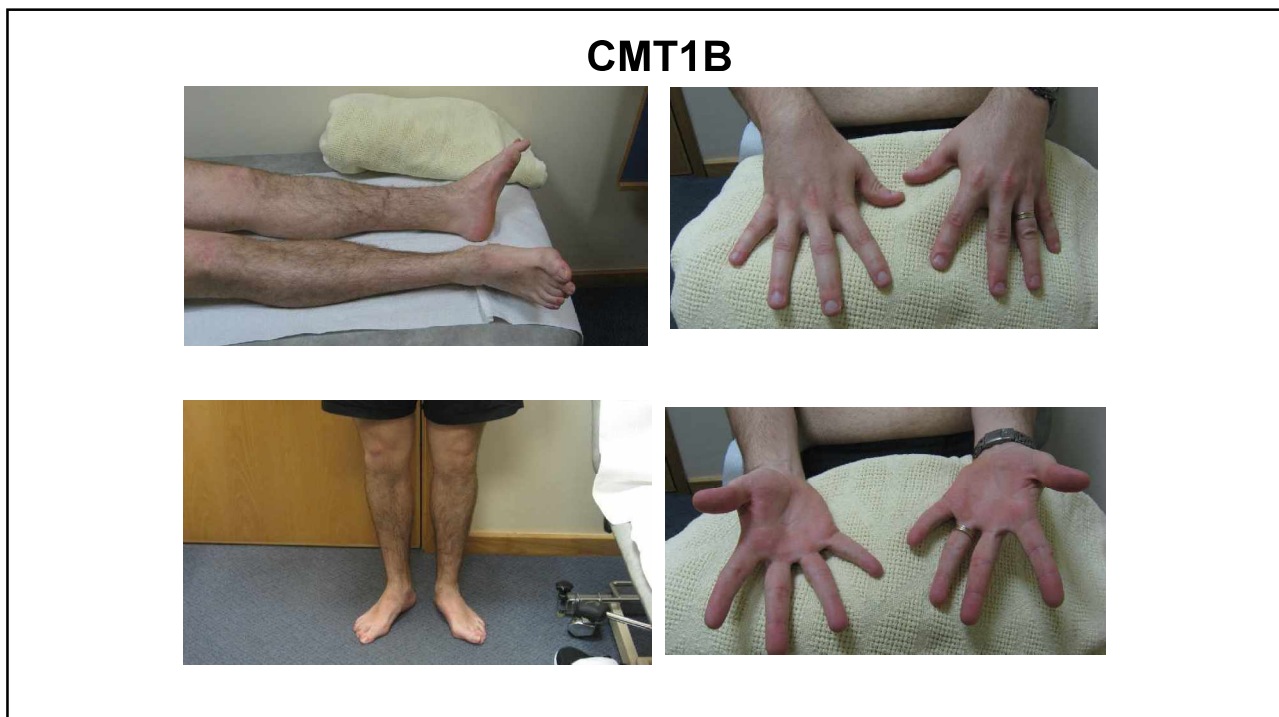
Burkhard Gess^{*}, Anja Schirmacher, Matthias Boentert, Peter Young

Neuromuscular Disorders 23 (2013) 647–651

84



85



86

CMT1B



DOI: 10.1093/brain/awh048



Brain (2004), 127, 371–384

Phenotypic clustering in MPZ mutations

Michael E. Shy,^{1,2} Agnes Jáni,¹ Karen Krajewski,^{1,2} Marina Grandis,^{1,2} Richard A. Lewis,¹ Jun Li,¹
Rosemary R. Shy,³ Janne Balsamo,⁴ Jack Lilien,⁴ James Y. Garbern^{1,2} and John Kamholz^{1,2}

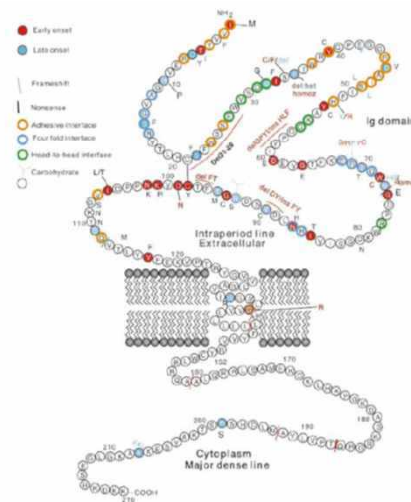


87

CMT1B (MPZ)

1. Early onset
MNCVs < 15 m/s
2. Late onset
MNCVs 30-60 m/s

(Shy et al, Brain 2004)



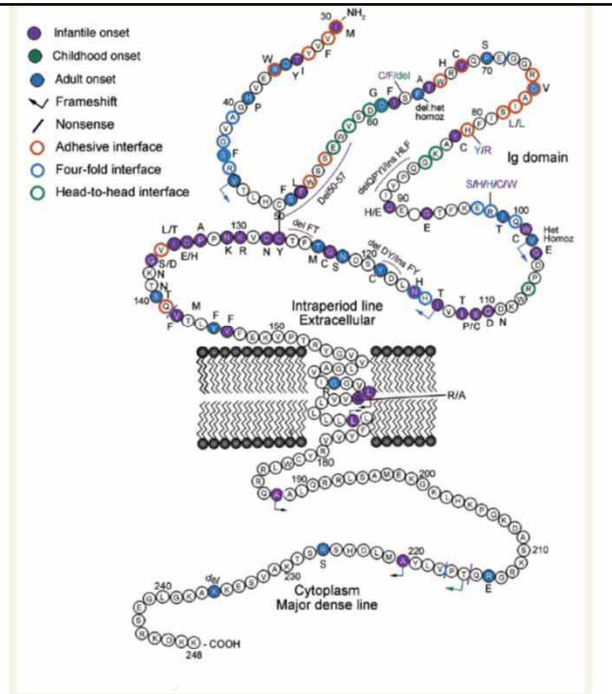
88

Genotype–phenotype characteristics and baseline natural history of heritable neuropathies caused by mutations in the MPZ gene

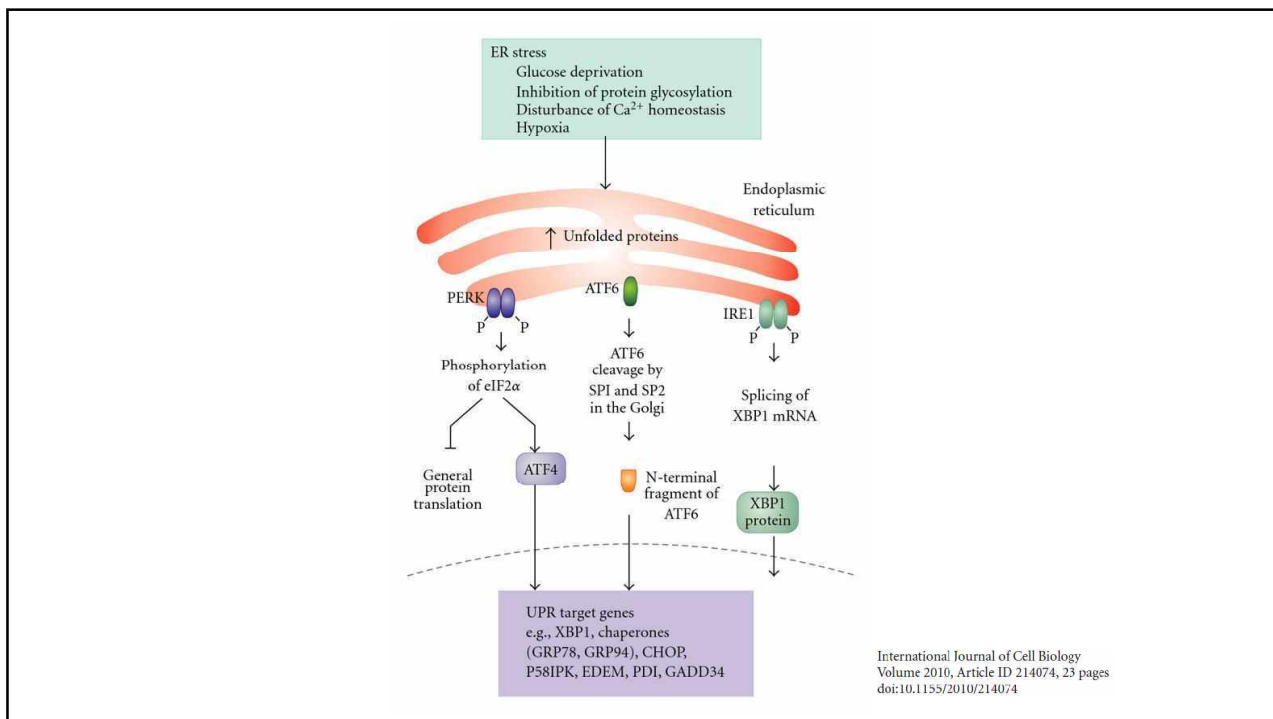
Oranee Sanmaneechai,^{1,2} Shawna Feely,¹ Steven S. Scherer,³ David N. Herrmann,⁴ Joshua Burns,⁵ Francesco Muntoni,⁶ Jun Li,⁷ Carly E. Siskind,⁸ John W. Day,⁸ Matilde Laura,⁹ Charlotte J. Sumner,¹⁰ Thomas E. Lloyd,¹⁰ Sindhu Ramchandren,¹¹ Rosemary R. Shy,¹ Tiffany Grider,¹ Chelsea Bacon,¹ Richard S. Finkel,¹² Sabrina W. Yum,^{3,13} Isabella Moroni,¹⁴ Giuseppe Piscosquito,¹⁵ Davide Pareyson,¹⁵ Mary M. Reilly⁹ and Michael E. Shy¹ for the Inherited Neuropathies Consortium - Rare Disease Clinical Research Consortium (INC-RDCRC)

BRAIN 2015; Page 1 of 13

103 MPZ patients



89



International Journal of Cell Biology
Volume 2010, Article ID 214074, 23 pages
doi:10.1155/2010/214074

90

Preventing proteostasis diseases by selective inhibition of a phosphatase regulatory subunit

Indrajit Das,¹ Agnieszka Krzyzosiak,¹ Kim Schneider,¹ Lawrence Wrabetz,^{2*} Maurizio D'Antonio,² Nicholas Barry,¹ Anna Sigurdardottir,¹ Anne Bertolotti^{1†}

SCIENCE

10 APRIL 2015 • VOL 348 ISSUE 6231

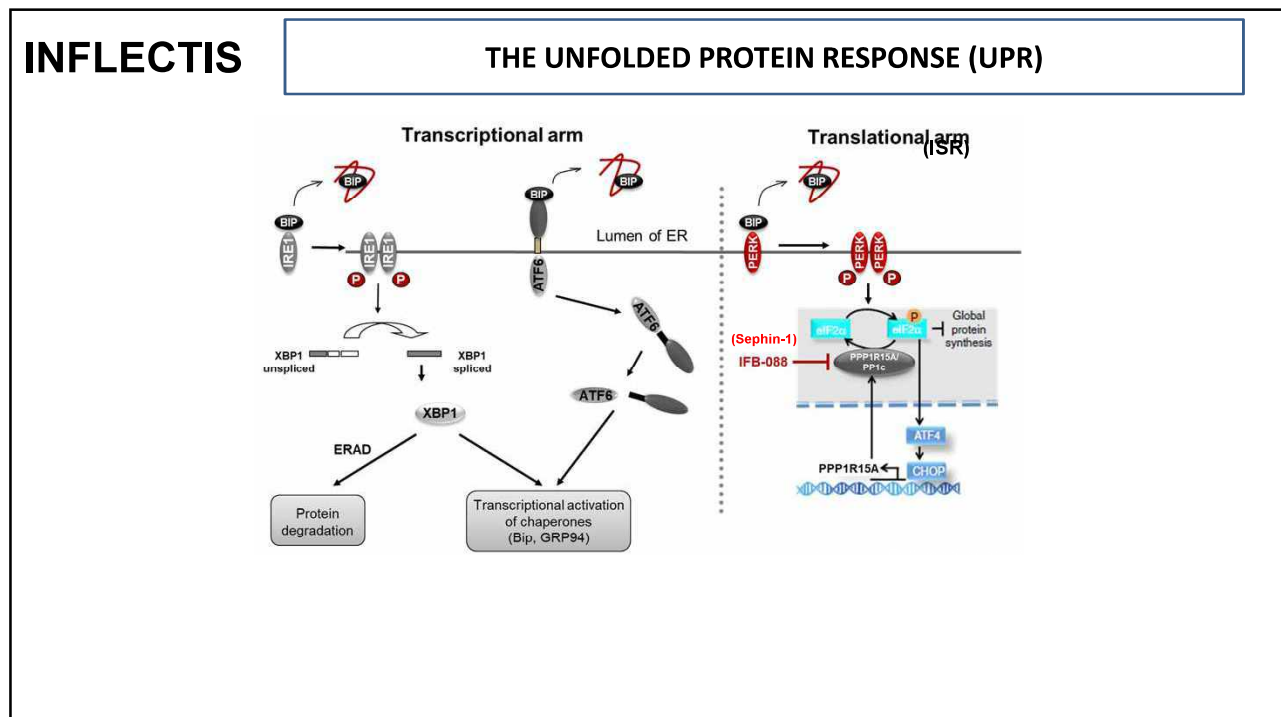
Perk Ablation Ameliorates Myelination in S63del-Charcot-Marie-Tooth IB Neuropathy

Nicolò Musner^{1,*}, Mariapaola Sidoli^{1,2,*}, Desireè Zambroni³, Ubaldo Del Carro³, Daniela Ungaro³, Maurizio D'Antonio⁴, Maria L. Feltri^{1,2,5}, and Lawrence Wrabetz^{1,2,5}

ASN Neuro
March-April 2016: 1–18

Successful treatment of a 2nd MPZ mouse model presented PNS Genoa 2019

91

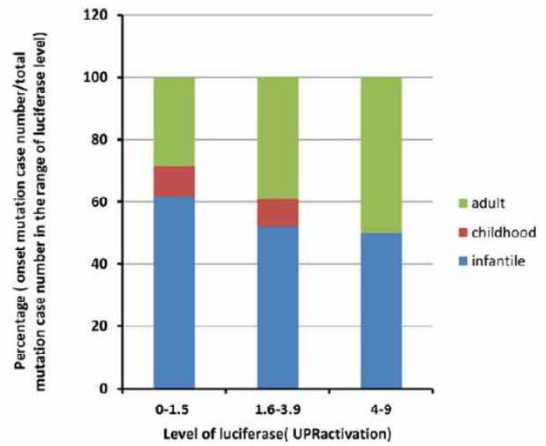
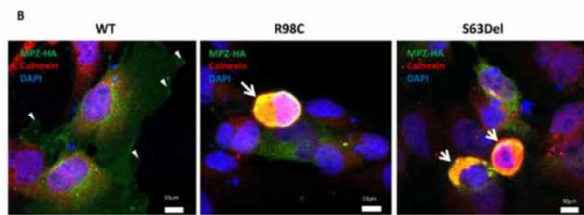


92

Myelin protein zero mutations and the unfolded protein response in Charcot Marie Tooth disease type 1B

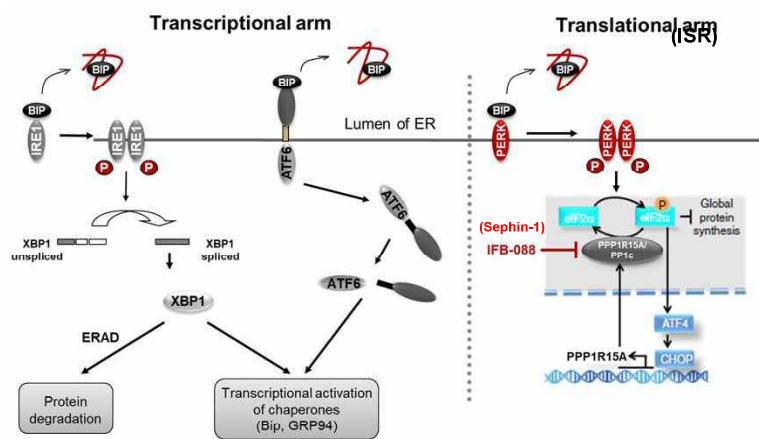
Yunhong Bai^{1,a}, Xingyao Wu^{1,a}, Kathryn M. Brennan¹, David S. Wang¹, Maurizio D'Antonio², John Moran^{3,4}, John Svaren^{3,4} & Michael E. Shy¹

Annals of Clinical and Translational Neurology 2018; 5(4): 445-455



93

THE UNFOLDED PROTEIN RESPONSE (UPR)



Updated results PNS Genoa 2019 including evidence of activation of UPR in CMT1A
Promising data treating CMT1A c3 transgenic mice

94

GENETIC THERAPIES

1. Generic gene therapy
- 2. Target pathogenesis of disease example 2.**
3. Pathway therapies

95

CMT / RELATED DISORDERS

1. Charcot-Marie-Tooth disease (CMT)
2. Hereditary Neuropathy with liability to pressure palsies (HNPP)
- 3. Hereditary sensory neuropathies (HSN / HSAN)**
4. Distal hereditary motor neuropathies (HMN)

96

HSN1

AD sensory neuropathy

Onset early teens sensory complications

Neuropathic pain very common

Very frequent sensory complications

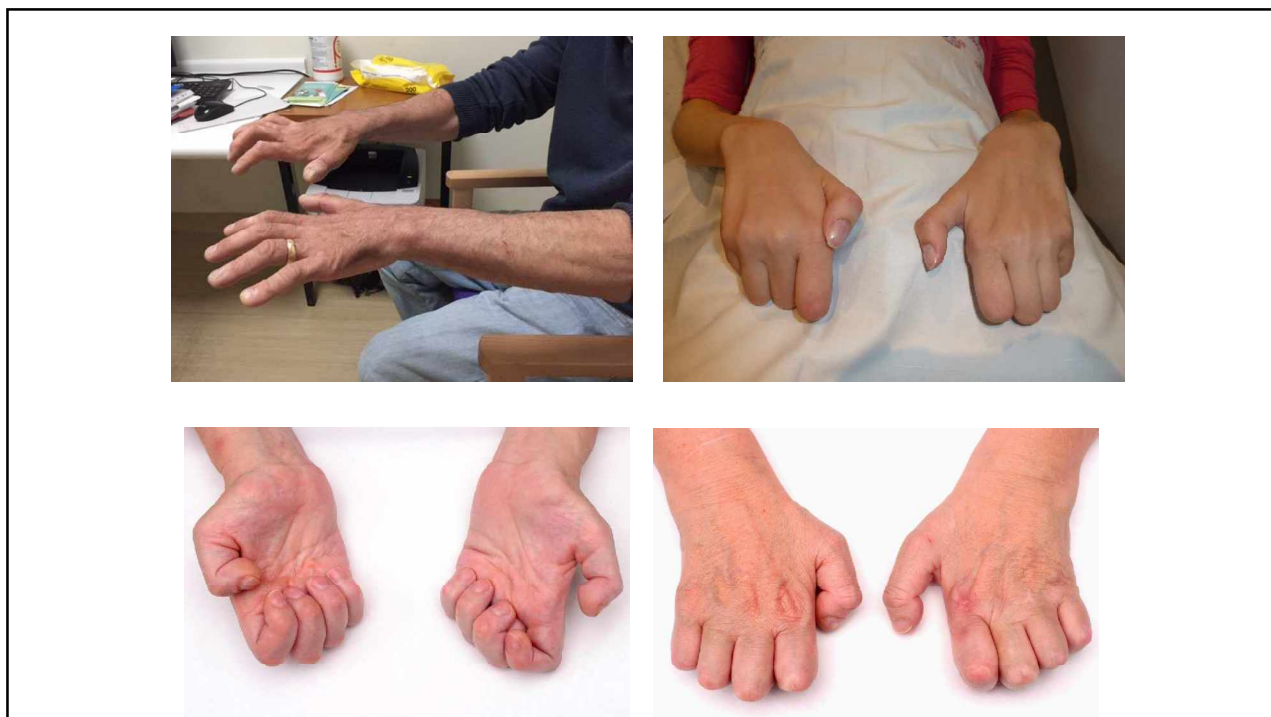
Motor involvement variable

No significant autonomic involvement

97



98



99

Mutations in *SPTLC1*, encoding serine palmitoyltransferase, long chain base subunit-1, cause hereditary sensory neuropathy type I

Jennifer L. Dawkins¹, Dennis J. Hulme¹, Sonal B. Brahmhatt¹, Michaela Auer-Grumbach² & Garth A. Nicholson¹

nature genetics • volume 27 • march 2001

SPTLC1 is mutated in hereditary sensory neuropathy, type 1

Khemissa Bejaoui¹, Chenyan Wu^{1,3}, Margaret D. Scheffler¹, Geoffrey Haan¹, Peter Ashby², Lianchan Wu^{1,3}, Peter de Jong³ & Robert H. Brown, Jr.¹

nature genetics • volume 27 • march 2001

Mutations in the *SPTLC2* Subunit of Serine Palmitoyltransferase Cause Hereditary Sensory and Autonomic Neuropathy Type I

Annelies Rotthier,^{1,3,14} Michaela Auer-Grumbach,^{4,14} Katrien Janssens,^{1,3,14} Jonathan Baets,^{2,3,5} Anke Penno,^{6,7} Leonardo Almeida-Souza,^{1,3} Kim Van Hoof,^{1,3} An Jacobs,^{1,3} Els De Vriendt,^{2,3} Beate Schlotter-Weigel,⁸ Wolfgang Löscher,⁹ Petr Vondráček,¹⁰ Pavel Seeman,¹¹ Peter De Jonghe,^{2,3,5} Patrick Van Dijk,¹² Albena Jordanova,^{2,3} Thorsten Hornemann,^{6,13} and Vincent Timmerman^{1,3,*}

The American Journal of Human Genetics 87, 513–522, October 8, 2010

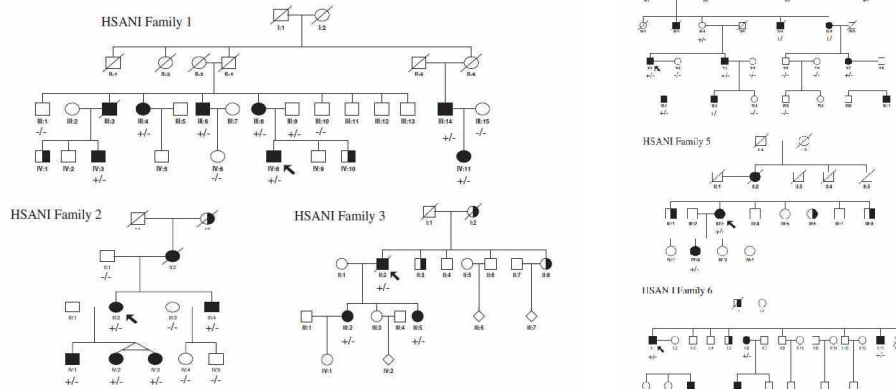
100

doi:10.1093/brain/awh712

Brain (2006), 129, 411–425

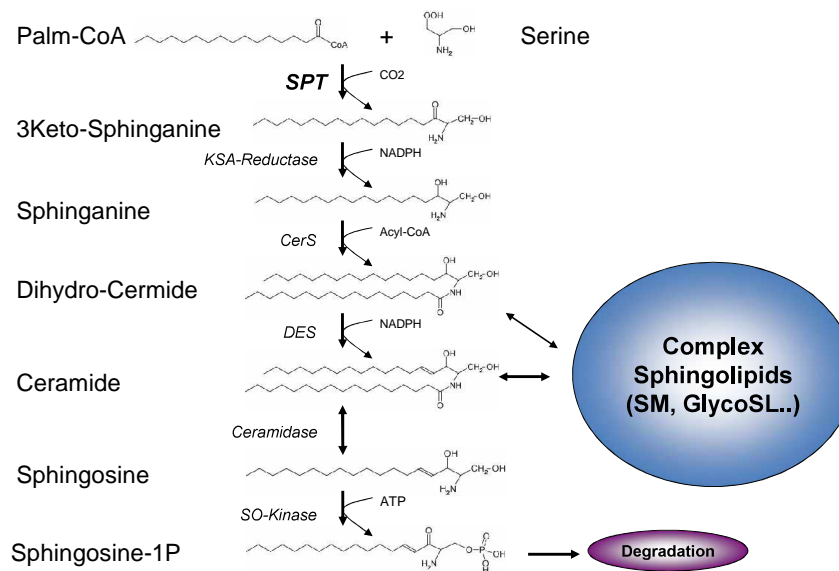
Clinical, pathological and genetic characterization of hereditary sensory and autonomic neuropathy type I (HSAN I)

Henry Houlden,^{1,4,5} Rosalind King,⁵ Julian Blake,^{2,4,10} Mike Groves,^{1,3} Seth Love,⁶ Cathy Woodward,¹ Simon Hammans,⁷ James Nicoll,⁷ Graham Lennox,⁸ Dominic G. O'Donovan,⁸ Carolyn Gabriel,⁹ P. K. Thomas¹ and Mary M. Reilly^{1,4,*}



101

HSN1



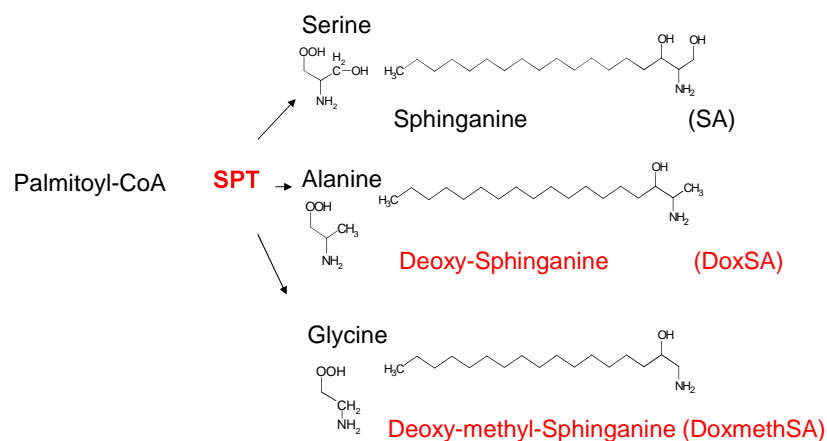
102

Hereditary Sensory Neuropathy Type 1 Is Caused by the Accumulation of Two Neurotoxic Sphingolipids*

Received for publication, December 10, 2009, and in revised form, January 15, 2010. Published, JBC Papers in Press, January 22, 2010, DOI 10.1074/jbc.M109.092973

Anke Penno^{1,2}, Mary M. Reilly³, Henry Houlden⁴, Matilde Laurá⁵, Katharina Rentsch¹, Vera Niederkofler¹, Esther T. Stoeckli¹, Garth Nicholson^{6,7}, Florian Eichler^{1,2}, Robert H. Brown, Jr.^{8,9,10}, Arnold von Eckardstein^{1,9}, and Thorsten Hornemann^{1,11}

JOURNAL OF BIOLOGICAL CHEMISTRY 285, NO. 15, pp. 11178–11187, April 9, 2010

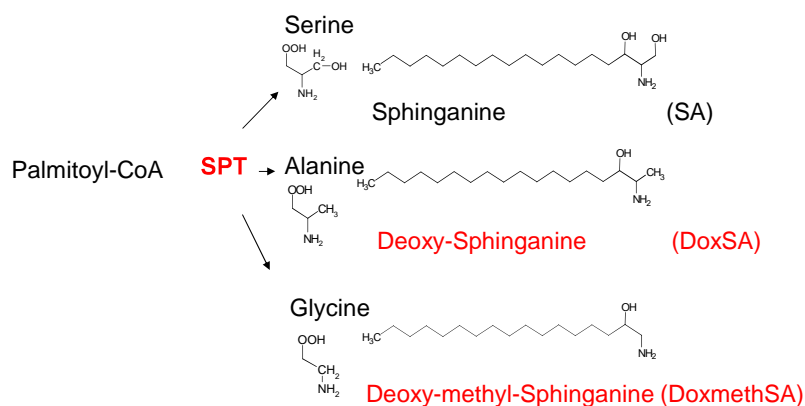


103

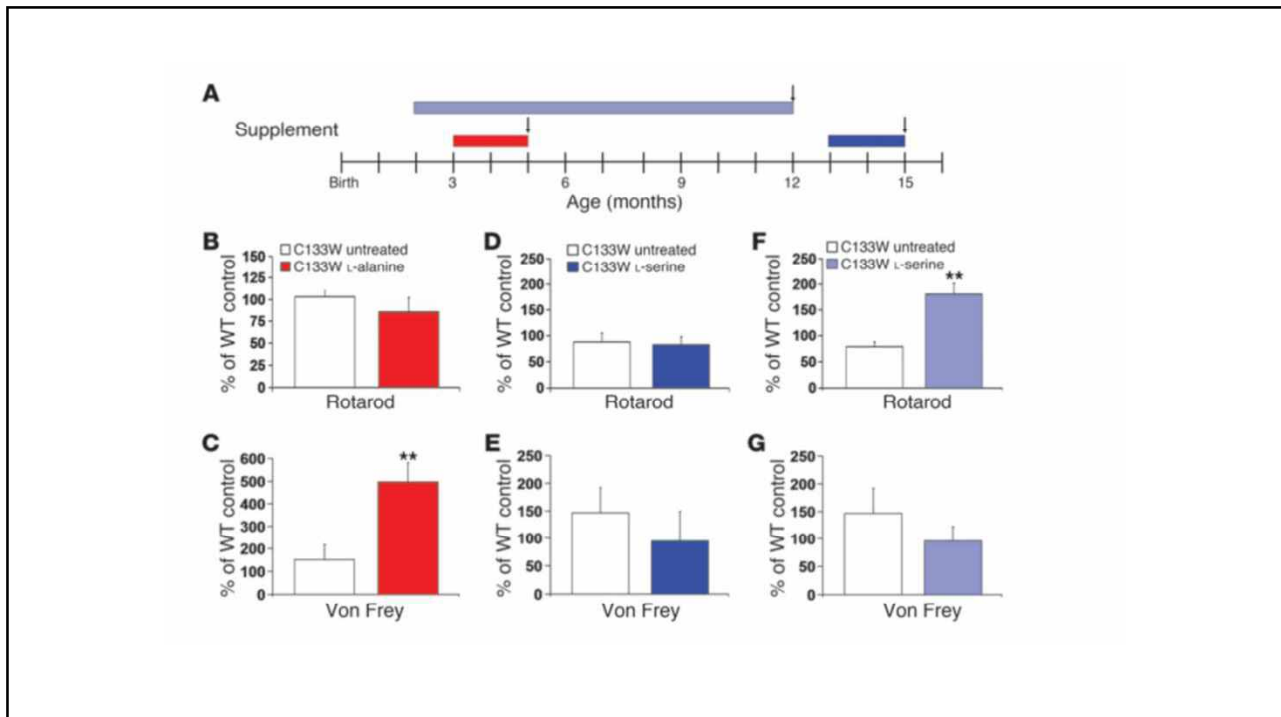
Oral L-serine supplementation reduces production of neurotoxic deoxysphingolipids in mice and humans with hereditary sensory autonomic neuropathy type 1

Kevin Garofalo,¹ Anke Penno,² Brian P. Schmidt,¹ Ho-Joon Lee,³ Matthew P. Frosch,⁴ Arnold von Eckardstein,² Robert H. Brown,⁵ Thorsten Hornemann,² and Florian S. Eichler¹

J Clin Invest. 2011;121(12):4735–4745.



104



105

Randomized trial of L-serine in patients with hereditary sensory and autonomic neuropathy type 1

Vera Fridman, MD, Saranya Suriyanarayanan, PhD, Peter Novak, MD, PhD, William David, MD, PhD, Eric A. Macklin, PhD, Diane McKenna-Yasek, BSN, Kailey Walsh, BS, Razina Aziz-Bose, BA, Anne Louise Oaklander, MD, PhD, Robert Brown, MD, DPhil,* Thorsten Hornemann, PhD,* and Florian Eichler, MD*

Neurology[®] 2019;92:e1-e12.

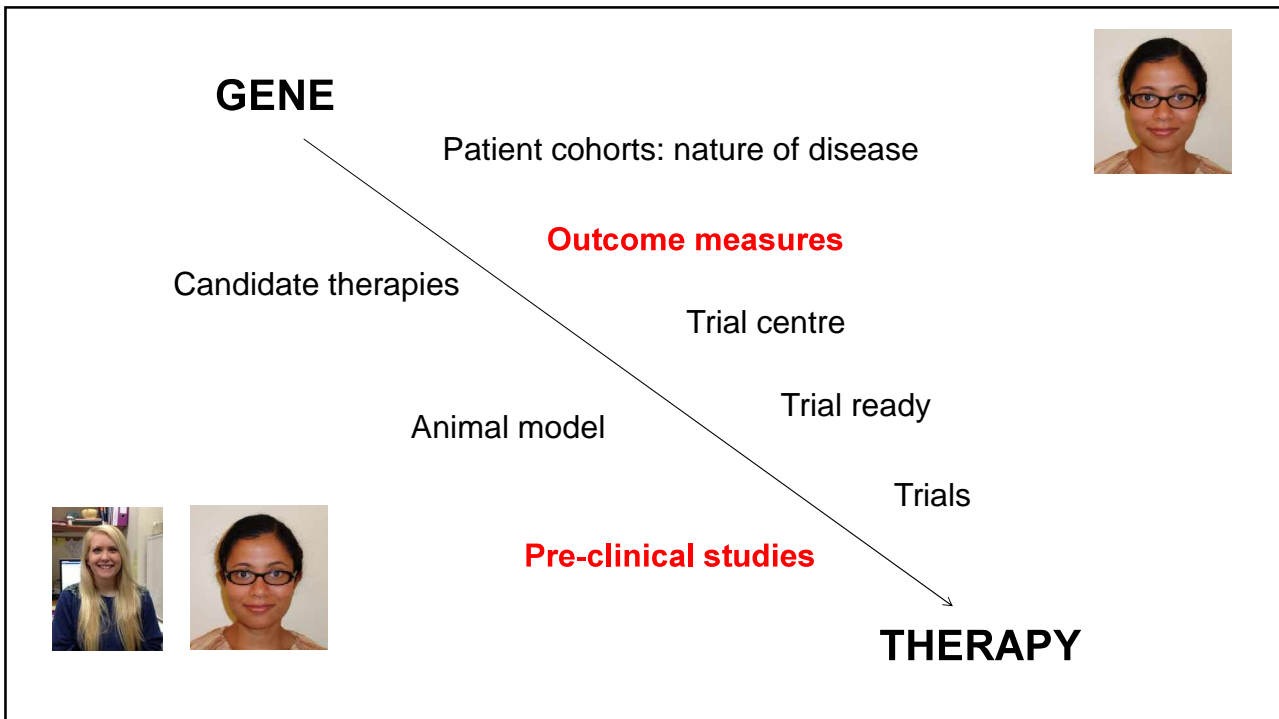
Trial of serine in 18 HSN1 patients (16 completed)

No difference in primary outcome (number progressing >1 CMTNS)

Improvement in CMTNS in serine treated

Small study / better outcome measures

106



107

Hereditary sensory neuropathy type 1-associated deoxysphingolipids cause neurotoxicity, acute calcium handling abnormalities and mitochondrial dysfunction *in vitro*

Emma R. Wilson^{a,b}, Umayal Kugathasan^{a,b}, Andrey Y. Abramov^c, Alex J. Clark^d, David L.H. Bennett^d, Mary M. Reilly^{b,c}, Linda Greensmith^{a,b,1}, Bernadett Kalmar^{a,b,*}

Neurobiology of Disease 117 (2018) 1–14

DRG

Treatment duration (Hrs)	SP	DSP	DMSP
12	~0.9	~0.8	~0.9
24	~0.9	~0.7	~0.9
48	~0.8	~0.2	~0.6

Motor neurones

IPSc

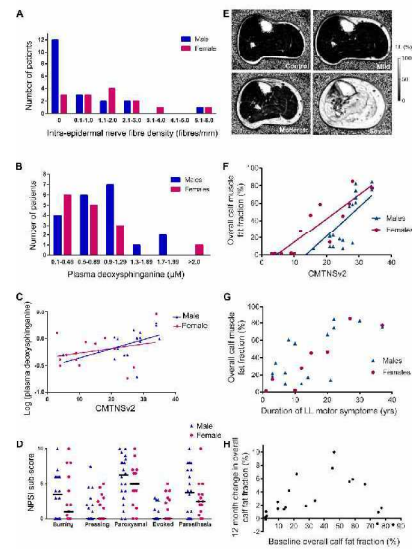
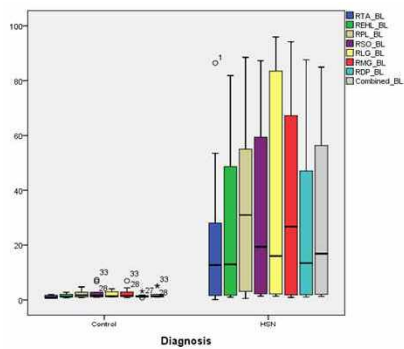
	Vehicle Control	SA	1-DeoxySA	1-DoxmethSA
1µM				
3µM				
6µM				

108

Development of MRC Centre MRI calf muscle fat fraction protocol as a sensitive outcome measure in Hereditary Sensory Neuropathy Type 1

Umaiyal Kugathasan,¹ Matthew R B Evans,^{1,2} Jasper M Morrow,^{1,2} Christopher D J Sinclair,^{1,2} John S Thornton,^{1,2} Tarek A Yousry,^{1,2} Thorsten Hornemann,³ Saranya Suriyanarayanan,³ Khadijah Owusu-Ansah,⁴ Giuseppe Lauria,^{5,6} Raffaella Lombardi,⁵ James M Polke,⁷ Emma Wilson,¹ David L H Bennett,⁸ Henry Houlden,¹ Michael G Hanna,¹ Julian C Blake,^{1,9} Matilde Laura,¹ Mary M Reilly¹

J Neurol Neurosurg Psychiatry 2019;**0**:1–12.



109

Hereditary Sensory Neuropathy Serine trial (SENSE trial)

2019 under review NIHR Efficacy and Mechanism (EME) Programme

MRI muscle as primary outcome measure

56 patients (28 in each arm)

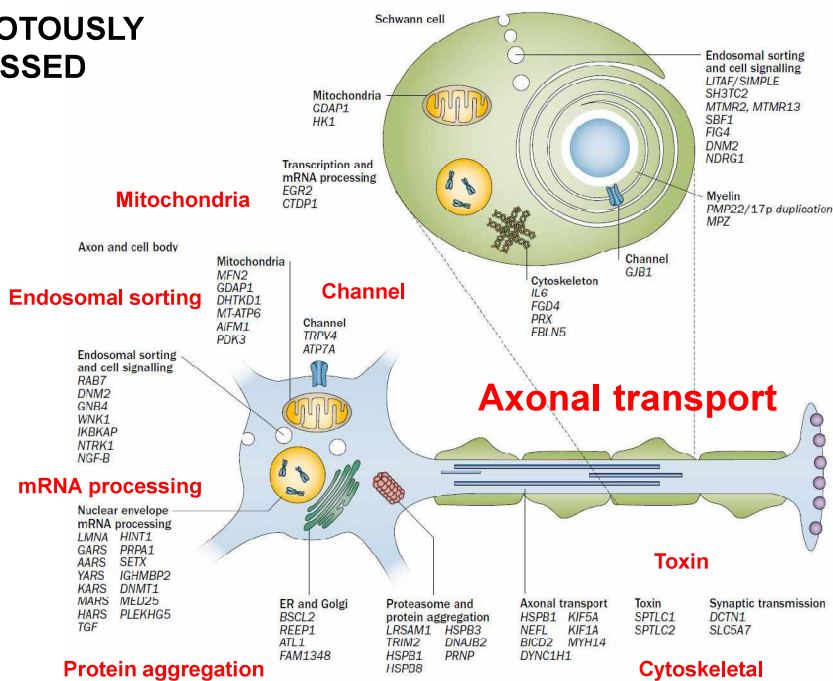
110

GENETIC THERAPIES

1. Generic gene therapy
2. Target pathogenesis of disease
3. Pathway therapies

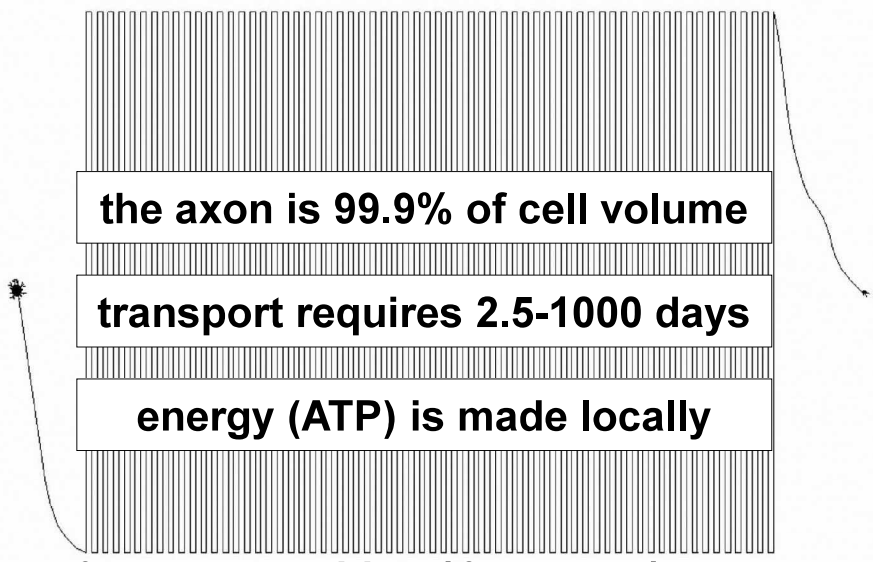
111

UBIQUITOUSLY EXPRESSED



112

AXONOPATHIES



the axon is 99.9% of cell volume

transport requires 2.5-1000 days

energy (ATP) is made locally

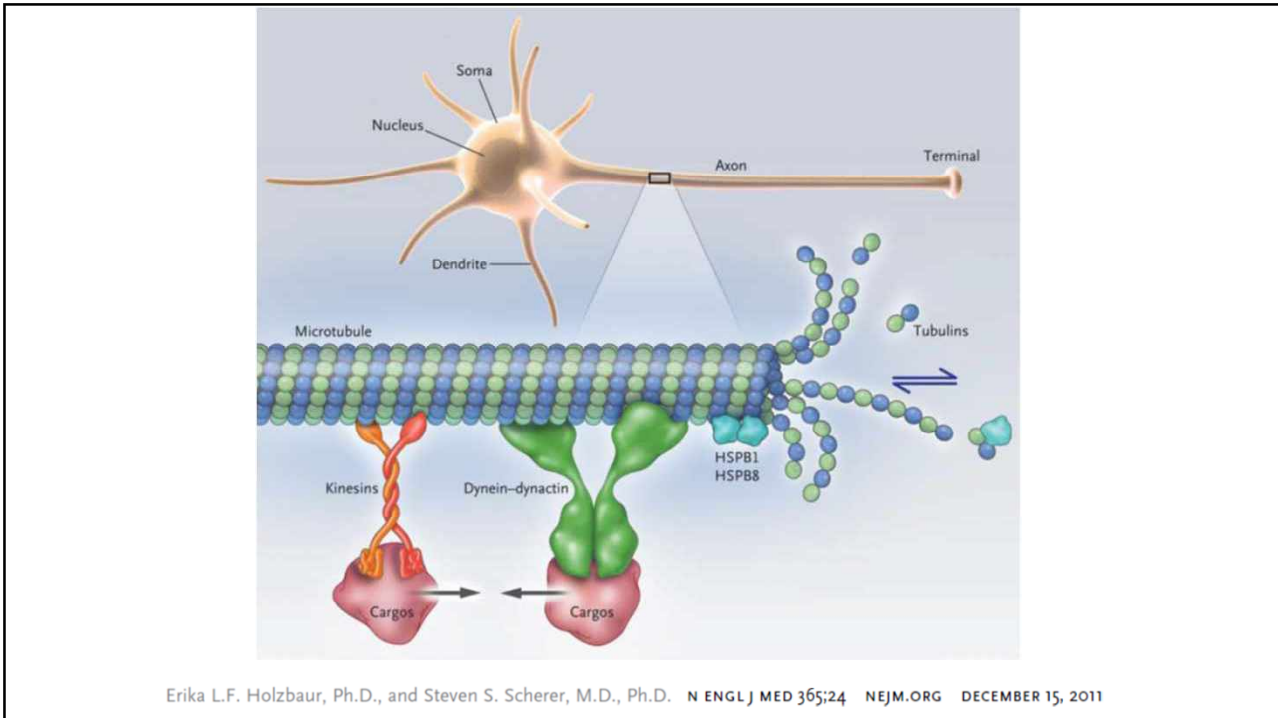
50 μ neuron with a 10 μ axon, 1 m long

- PJH

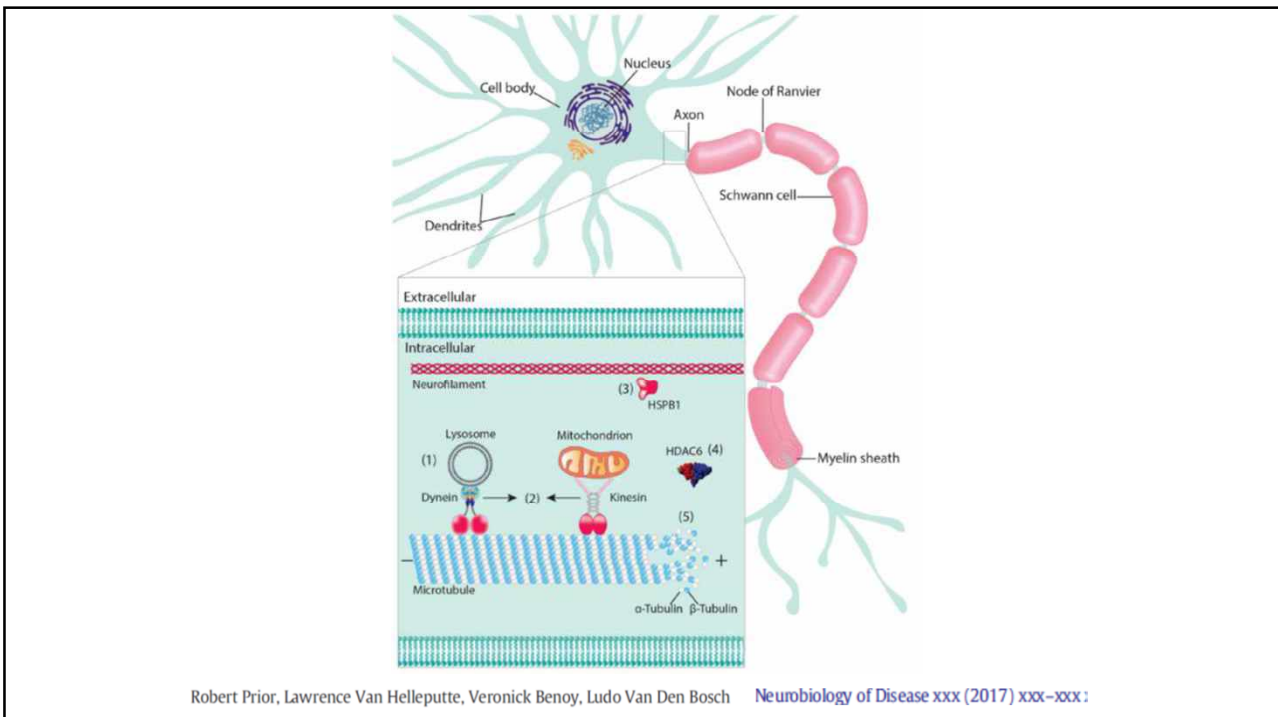
113



114



115



116

Receptor degradation

Endocytosis

Recycling / transcytosis

Transcriptional control

Axonal retrograde transport

● Neurotrophins (BDNF, NGF)

○ BICD1/2

○ Signalling endosome

○ Trk/p75^{NTR} receptors

○ Dynein / dynactin complex

○ Somatic sorting endosome

Mutations in *BICD2* Cause Dominant Congenital Spinal Muscular Atrophy and Hereditary Spastic Paraplegia

Oates E*, Rossor A* North K, Reilly M M The American Journal of Human Genetics 92, 1–9, June 6, 2013

117

INHERITED NEUROPATHIES

1. Introduction
2. Barriers to therapy development
3. Classification of therapies
4. Emerging therapies

118



119



ACKNOWLEDGEMENTS



Current team

Alex Rossor
 Matilde Laura
 Julian Blake
 Jasper Morrow
 Andrea Cortese
 Menelaos Pipis
 Mahima Kapoor
 Carolynne Doherty
 Gita Ramdharry
 Mariola Skorupinska

Previous

Aisling Carr
 Pedro Tomaselli
 Matt Evans
 Maiya Kugathasan
 Alex Horga
 Emma Wilson



NIH



120